




2017-2018
Blank Price Book

SPREADERS & SNOWPLOW PARTS

S.A.M.[®]

**Snowplow
Aftermarket
Manufacturing**

PART NO. BSP1718
CATALOG EFFECTIVE THROUGH APRIL 1, 2018



CONTENTS

SALTDogg® SPREADERS & PARTS.....	3-37	HYDRAULICS.....	76-79
THE BOSS® REPLACEMENT PARTS.....	38-40	MUNICIPAL PLOW PARTS.....	80-83
CURTIS® REPLACEMENT PARTS.....	41	PLOW ACCESSORIES/MISC.....	84-86
FISHER® REPLACEMENT PARTS.....	42-48	LIGHTING & ELECTRICAL.....	87-100
MEYER®/DIAMOND® REPLACEMENT PARTS.....	49-58	RUBBER CUTTING EDGES & BOLTS.....	101
SNO-WAY® REPLACEMENT PARTS.....	59-60	SPECIFICATIONS.....	102-105
SNOWEX®/BLIZZARD® SPREADER REPLACEMENT PARTS.....	61-62	INDEX.....	106-115
WESTERN® REPLACEMENT PARTS.....	63-69		
UNIVERSAL SPREADER REPLACEMENT PARTS.....	70-75		

NEW PRO SERIES SALT SPREADERS



The fitted tarp has integral stretch cords with no "loose" parts to allow for fast installation.



Swing-away chute for bulk unloading



High flow chute with larger 14 in. spinner, open trough, and adjustable height and spinner shield



- Available in 2.0 (PRO2000) and 2.5 (PRO2500) cubic yard capacities
- Patented double walled hopper
- Swing-away chute for bulk unloading
- Easily-removable chute, adjustable to 3 positions
- Adjustable, stainless steel inverted vee
- 14 in. poly spinner with adjustable stainless steel spinner shield
- Simple, one-piece top screen
- Fitted tarp with built-in straps
- 200 lb vibrator included

- Minimum 10,000 GVW (13,000 GVW for PRO2500)
- Independent, 12V, .75HP auger-conveyor and .5HP spinner motors
- Built-in fork lift slots
- **PRO2000/PRO2500:**
Feed Mechanism: 5-1/4 in. full length carbon steel variable pitch auger, stainless steel trough
- **PRO2000CH/PRO2500CH:**
Feed Mechanism: 12 in. wide pintle chain conveyor

SEE PAGES 10-11 FOR ORDERING INFO

TGSUV1B SALT SPREADER



SHIPS VIA
UPS

- Manual open/close gate w/ gravity feed
- Folds away for easy access to tailgate

Compare to:
Boss® TGS600, Meyer® Mini JR,
Western® 500, SnowEx® SP-575

TGSUVPROA SALT SPREADER



SHIPS VIA
UPS

- Gravity feed with vertical 12 VDC auger assist
- Prewired for optional vibrator kit (3008241)

Compare to:
Boss® TGS600, Meyer® Mini JR,
Western® 500, SnowEx® SP-575

TGS01B SALT SPREADER



SHIPS VIA
UPS

- Gravity feed with vertical 12 VDC auger assist
- Prewired for optional vibrator kit (3008241)

Compare to:
Blaster® 350, Meyer® BL-240

TGS02 SALT SPREADER



SHIPS VIA
UPS

- Horizontal auger feed ^{patented}
- Prewired for optional vibrator kit (3028195)
- Adjustable spinner shroud

Compare to:
SnowEx® SP-125/SP-225

	TGSUV1B	TGSUVPROA	TGS01B	TGS02
IDEAL USE	Residential	Residential/Light Commercial	Commercial	Residential/Light Commercial
CONSTRUCTION	Polyethylene/Steel	Polyethylene/Steel	Polyethylene/Steel	Polyethylene/Steel
CAPACITY	4.41 cu ft/331 lb	4.41 cu ft/331 lb	8.0 cu ft/602 lb	3 cu ft/225 lb
DIMENSIONS (H X W X L)	40.5" x 22.5" x 20.5"	40.5" x 22.5" x 20.5"	45.7" x 29.7" x 30.3"	32" x 30" x 22"
WEIGHT	68 lb (30.8 kg)	74 lb (33.6 kg)	135 lb (61.2 kg)	64 lbs. (29 kg)
FEED MECHANISM	Manual Open/Close Gate w/ Gravity Feed	Gravity Feed w/ Vertical Auger Assist	Gravity Feed w/ Vertical Auger Assist	Horizontal Auger Feed
MOTOR	12 VDC, 15 Amps	12 VDC, 45 Amps	12 VDC, 45 Amps	12VDC, 45 Amps Dual Shaft Gear Motor
SPINNER	9" (22.9 cm) poly	9" (22.9 cm) poly	9" (22.9 cm) poly	9" (22.9 cm) poly
SPREAD WIDTH	12 – 14 ft.	3 ft. – 30 ft.	3 ft. – 30 ft.	3 ft. – 30 ft.
RECEIVER HITCH	1-1/4" & 2", Class 3 or 4	2", Class 4	1-1/4" & 2", Class 4	2", Class 4
CONTROL	In-Cab On-Off (3001152)	Variable Speed Controller (3011864)	Variable Speed Controller (3011864)	Variable Speed Controller (3011864)
VEHICLE APPLICATIONS	SUVs, 1/2, 3/4 and 1-ton trucks	SUVs, 1/2, 3/4 and 1-ton trucks	1/2, 3/4 and 1-ton trucks	SUVs, 1/2, 3/4 and 1-ton trucks

ACCESSORIES

PART NO.	DESCRIPTION
3012415	Stake Pocket Anchor Kit for TGS01B
3016233	Auger for Fine Material, for TGSUVPROA & TGS01B
3005423	Conversion Kit, TGSUV1B to TGSUVPROA
0207005	2" Receiver Tube Spreader Mount for TGS01B & TGS05B
3008241	80 lb. Vibrator Kit, for TGSUVPROA & TGS01B
3028195	80 lb. Vibrator Kit, for TGS02
99400	Floor Display for TGS01B
99420	Floor Display for TGSUV1B, TGSUVPROA, TGS02



Part No. 3001152 - Auxiliary Plug Adapter with Integral On-Off Switch for TGSUV1B



Part No. 3011864 - Variable speed controller standard with TGSUVPROA, TGS01B, TGS02, TGS03, TGS05B, TGS06, TGS07



Part No. 99400
Spreader not included



Part No. 99420
Spreader not included

For parts drawings and more information about all of our spreaders, visit SnowDogg.com



TAILGATE SPREADERS



SALTDogg SPREADERS

TGS03 BULK SALT & SALT/SAND MIX



SPREADS BULK SALT & SALT/SAND MIX

patented

- Horizontal auger feed
- Optional vibrator for salt/sand mix (3020340)

Compares to:
Meyer® Blaster 350, Swenson® Tailhawk 350, SnowEx® SP-1875

TGS03RED BULK SALT & SALT/SAND MIX



SPREADS BULK SALT & SALT/SAND MIX

patented

- Horizontal auger feed
- Optional vibrator for salt/sand mix (3020340)

Compares to:
Meyer® Blaster 350, Swenson® Tailhawk 350, SnowEx® SP-1875

TGS03YEL BULK SALT & SALT/SAND MIX



SPREADS BULK SALT & SALT/SAND MIX

patented

- Horizontal auger feed
- Optional vibrator for salt/sand mix (3020340)

Compares to:
Meyer® Blaster 350, Swenson® Tailhawk 350, SnowEx® SP-1875

TGS05B SALT SPREADER



- Gravity feed with vertical auger assist
- Optional wintergate mount allows full truck bed access

Compares to:
Boss® TGS1100, Meyer® Blaster 750, Western® LP 2500, SnowEx® Pivot Pro 1075, Swenson® Tailhawk 750

	TGS03	TGS03RED	TGS03YEL	TGS05B
IDEAL USE	Commercial	Commercial	Commercial	Commercial
CONSTRUCTION	Polyethylene/Steel	Polyethylene/Steel	Polyethylene/Steel	Polyethylene/Steel
CAPACITY	8 cu ft/600 lb	8 cu ft/600 lb	8 cu ft/600 lb	10.79 cu ft/809 lb
DIMENSIONS (H X W X L)	45" x 38" x 30"	45" x 38" x 30"	45" x 38" x 30"	40.1" x 54.3" x 27.3"
WEIGHT	160 lb (72.57 kg)	160 lb (72.57 kg)	160 lb (72.57 kg)	212 lb (96.2 kg)
FEED MECHANISM	Horizontal Auger w/ Stainless Steel Trough	Horizontal Auger w/ Stainless Steel Trough	Horizontal Auger w/ Stainless Steel Trough	Gravity Feed w/ Vertical Auger Assist
MOTOR	12 VDC, 45 Amps, Dual Shaft Gear Motor (patented)	12 VDC, 45 Amps, Dual Shaft Gear Motor (patented)	12 VDC, 45 Amps, Dual Shaft Gear Motor (patented)	12 VDC, 45 Amps
SPINNER	12" poly	12" poly	12" poly	9" poly
SPREAD WIDTH	3 ft. – 30 ft.	3 ft. – 30 ft.	3 ft. – 30 ft.	3 ft. – 30 ft.
RECEIVER HITCH	2", Class 4 w/Horiz. & Vert. Adj. (patented)	2", Class 4 w/Horiz. & Vert. Adj. (patented)	2", Class 4 w/Horiz. & Vert. Adj. (patented)	2", Class 4
CONTROL	Variable Speed Controller (3011864)	Variable Speed Controller (3011864)	Variable Speed Controller (3011864)	Variable Speed Controller (3011864)
VEHICLE APPLICATION*	1/2, 3/4 and 1-ton trucks	1/2, 3/4 and 1-ton trucks	1/2, 3/4 and 1-ton trucks	3/4 and 1-ton trucks

*Truck Application is only a reference. The Gross Vehicle Weight (GVW) of the truck & calculated payload must be evaluated for each application.

ACCESSORIES



Part No. 3011864 - Variable speed controller standard with TGSUVPROA, TGS01B, TGS02, TGS03, TGG505B, TGS06, TGS07

PART NO.	DESCRIPTION
3016231	Auger for Fine Material, for TGS05B
3020340	200 lbs. Vibrator Kit, for TGS03 Series
025000A	Wintergate Spreader Mount, for TGS05B
0207005	2" Receiver Tube Spreader Mount for TGS01B & TGS05B
99400	Floor Display for TGS01B & TGS05B (shown on pg. 3)
99420	Floor Display for TGSUV1B, TGSUVPROA, TGS02, & TGS03 (shown on pg. 3)



TGS06 SALT SPREADER



- Adjustable flowgate design
- Includes 80lb. vibrator

Compares to:
Meyer® Mate

TGS07 BULK SALT & SALT/SAND MIX



SPREADS
BULK SALT &
SALT/SAND
MIX

patented

- Horizontal auger feed
- Includes concealed 200lb. vibrator & top screen
- Dual action lid for loading from ground or truck bed!

Compares to:
Boss® TGS800, Air-Flo® MSS,
Western® Pro Flow 2, SnowEx®
SP-1075

TGS07RED BULK SALT & SALT/SAND MIX



SPREADS
BULK SALT &
SALT/SAND
MIX

patented

- Horizontal auger feed
- Includes concealed 200lb. vibrator & top screen
- Dual action lid for loading from ground or truck bed!

Compares to:
Boss® TGS800, Air-Flo® MSS,
Western® Pro Flow 2, SnowEx®
SP-1075

TGS07YEL BULK SALT & SALT/SAND MIX



SPREADS
BULK SALT &
SALT/SAND
MIX

patented

- Horizontal auger feed
- Includes concealed 200lb. vibrator & top screen
- Dual action lid for loading from ground or truck bed!

Compares to:
Boss® TGS800, Air-Flo® MSS,
Western® Pro Flow 2, SnowEx®
SP-1075

	TGS06	TGS07	TGS07RED	TGS07YEL
IDEAL USE	Commercial	Commercial	Commercial	Commercial
CONSTRUCTION	Polyethylene	Polyethylene/Steel	Polyethylene/Steel	Polyethylene/Steel
CAPACITY	10 cu ft/750 lb	11 cu ft/825 lb	11 cu ft/825 lb	11 cu ft/825 lb
DIMENSIONS (H X W X L)	40" x 63" x 27"	46" x 53" x 31.5"	46" x 53" x 31.5"	46" x 53" x 31.5"
WEIGHT	160 lb (72.6 kg)	230 lb (104.33 kg)	230 lb (104.33 kg)	230 lb (104.33 kg)
FEED MECHANISM	Manual Open/Close Gate w/ Gravity Feed	Horizontal Auger w/ Stainless Steel Trough & Adj. Inverted V	Horizontal Auger w/ Stainless Steel Trough & Adj. Inverted V	Horizontal Auger w/ Stainless Steel Trough & Adj. Inverted V
MOTOR	12 VDC, 45 Amps	12 VDC, 45 Amps, Dual Shaft Gear Motor (patented)	12 VDC, 45 Amps, Dual Shaft Gear Motor (patented)	12 VDC, 45 Amps, Dual Shaft Gear Motor (patented)
SPINNER	9" poly	12" poly	12" poly	12" poly
SPREAD WIDTH	3 ft. – 30 ft.	3 ft. – 30 ft.	3 ft. – 30 ft.	3 ft. – 30 ft.
RECEIVER HITCH	2", Class 4	2", Class 4 w/Horiz. & Vert. Adj. (patented)	2", Class 4 w/Horiz. & Vert. Adj. (patented)	2", Class 4 w/Horiz. & Vert. Adj. (patented)
CONTROL	Variable Speed Controller (3011864)	Variable Speed Controller (3011864)	Variable Speed Controller (3011864)	Variable Speed Controller (3011864)
VEHICLE APPLICATION*	3/4 and 1-ton trucks	3/4 and 1-ton trucks	3/4 and 1-ton trucks	3/4 and 1-ton trucks

*Truck Application is only a reference. The Gross Vehicle Weight (GVW) of the truck & calculated payload must be evaluated for each application.

ACCESSORIES



Part No. 3011864 - Variable speed controller standard with TGSUVPROA, TGS01B, TGS02, TGS03, TGS05B, TGS06, TGS07

PART NO.	DESCRIPTION
3018599	Baffle Kit (Inverted V) for TGS07 Series

REPLACEMENT PARTS FOR TAILGATE SPREADERS



SALTDogg
SPREADERS

TGSUV1 FAMILY - CAPACITY: 330 POUNDS OR 4.4 CU FEET

DESCRIPTION	PART NO.
Conversion kit to TGSUVPROA	3005423
Spinner (9" Diameter)	3005705
Spinner hub	3007809
Spinner motor	3005693
Vibrator kit, 80 lb.	3008241
Wire harness	3001152

TGSUVPRO FAMILY - CAPACITY: 330 POUNDS OR 4.4 CU FEET

DESCRIPTION	PART NO.
Auger, TGSUVPROA	3007811
Auger, finer material	3016233
Controller kit, TGSUVPROA before 2009	3015371
Controller, TGSUVPROA	3011864
Controller, rocker switch	3021616
Spinner (9" Diameter)	3005706
Spinner motor, w/ adapter for TGSUVPRO	3010220
Spinner motor, TGSUVPROA	3014441
Vibrator kit, 80 lb.	3008241
Wire harness	3008620
Wire harness repair kits:	
Truck side	3017233
spreader side	3020301

TGS01 FAMILY - CAPACITY: 600 POUNDS OR 8 CU FEET

DESCRIPTION	PART NO.
Auger	3007811
Auger, finer material	3016233
Controller kit, TGS01	3015371
Controller, TGS01B	3011864
Controller, rocker switch	3021616
Spinner (9" Diameter)	3005706
Spinner Motor kit, TGS01	3010220
Spinner Motor, TGS01B	3014441
Stake Pocket Anchor Kit, TGS01B	3012415
Vibrator kit, 80 lb.	3008241
Wire Harness, TGS01 (Before 2009)	0206500
Wire Harness, TGS01B	3008620
Wire harness repair kits:	
Truck side	3017233
spreader side	3020301

TGS02 - CAPACITY: 225 POUNDS OR 3 CU FEET

DESCRIPTION	PART NO.
Auger	3024588
Controller	3011864
Controller, rocker switch	3021616
Gearbox	3024587
Motor only, gearbox	3027661
Spinner	3010970
Vibrator kit, 80 lb.	3028195
Wire Harness	3008620
Wire harness repair kits:	
Truck side	3017233
spreader side	3020301

TGS03 SERIES - CAPACITY: 600 POUNDS OR 8 CU FEET

DESCRIPTION	PART NO.
Auger	3015382
Bearing	1411000
Controller	3011864
Controller, rocker switch	3021616
Gearbox	3015377
Gearbox Replacement Parts:	
Gearbox Only	3018359
Gearbox Motor	3018358
Gearbox Repair Kit	3028284
Gearbox Shaft 2010 & 2011 season	3019870
Gearbox Shaft 2012 +	3027636
Spinner (12" Diameter)	3019561
Spinner disk protector, TGS03	3018923
Spinner disk protector, TGS03RED & TGS03YEL	3028636
Vibrator kit, 200 lb.	3020340
Wire harness	3008620
Wire harness repair kits:	
Truck side	3017233
spreader side	3020301

TGS05 FAMILY - CAPACITY: 800 POUNDS OR 10.8 CU FEET	
DESCRIPTION	PART NO.
Auger	3007683
Auger, finer material	3016231
Bearing	3003032
Controller, TGS05 (Prior to 2009)	3015371
Controller, TGS05B	3011864
Controller, rocker switch	3021616
Coupler, spinner shaft	0208470
Spinner (9" Diameter)	3005706
Spinner motor adapter, TGS05	3010220
Spinner motor, TGS05B	3014441
Stake Pocket Anchor Kit, TGS05B	3012415
Vibrator kit, 80 lb.	3008241
Wire harness, TGS05 (Prior to 2009)	0206500
Wire harness, TGS05B	3008620
Wire harness repair kits:	
Truck side	3017233
spreader side	3020301

TGS06 - CAPACITY: 750 POUNDS OR 10 CU FEET	
DESCRIPTION	PART NO.
Controller	3011864
Controller, rocker switch	3021616
Spinner (9" Diameter)	3010970
Spinner motor	3009320
Vibrator, 80 lb.	3008076
Wire harness	3008620
Wire harness repair kits:	
Truck side	3017233
spreader side	3020301

TGS07 SERIES - CAPACITY: 825 POUNDS OR 11 CU FEET	
DESCRIPTION	PART NO.
Auger	3015382
Bearing	1411000
Controller	3011864
Controller, rocker switch	3021616
Gearbox	3015377
Gearbox Replacement Parts:	
Gearbox Only	3018359
Gearbox Motor	3018358
Gearbox Repair Kit	3028284
Gearbox Shaft 2010 & 2011 season	3019870
Gearbox Shaft 2012 +	3027636
Spinner (12" Diameter)	3019561
Spinner disk protector, TGS03	3018923
Spinner disk protector, TGS03RED & TGS03YEL	3028636
Top Screen	3018781
Vibrator, 200 lb.	3007416
Wire harness	3008620
Wire harness repair kits:	
Truck side	3017233
spreader side	3020301

ELECTRIC DRIVE HOPPER SALT AND SAND SPREADERS



SALTDOGG SPREADERS

SHPE0750 ELECTRIC POLY HOPPER



patented

2-YEAR WARRANTY
on all SHPE
Spreaders

- Stainless Steel Auger
- Independent spinner/auger control
- Includes 200 lb. vibrator, top screen, tarp, tie downs, and remote auger bearing grease kit

Compares to:
SnowEx® SP-3000

SHPE1000 ELECTRIC POLY HOPPER



patented

2-YEAR WARRANTY
on all SHPE
Spreaders

- Stainless Steel Auger
- Independent spinner/auger control
- Includes 200 lb. vibrator, top screen, tarp, tie downs, and remote auger bearing grease kit

Compares to:
SnowEx® VeePro 6000

SHPE1500 ELECTRIC POLY HOPPER



patented

2-YEAR WARRANTY
on all SHPE
Spreaders

- Stainless Steel Auger
- Independent spinner/auger control
- Includes 200 lb. vibrator, top screen, tarp, tie downs, and remote auger bearing grease kit

Compares to:
SnowEx® SP7550

SHPE1500RED ELECTRIC POLY HOPPER



patented

2-YEAR WARRANTY
on all SHPE
Spreaders

- Stainless Steel Auger
- Independent spinner/auger control
- Includes 200 lb. vibrator, top screen, tarp, tie downs, and remote auger bearing grease kit

Compares to:
SnowEx® SP7550

	SHPE0750/ SHPE0750X*	SHPE1000/ SHPE1000X*	SHPE1500/ SHPE1500X*	SHPE1500RED/ SHPE1500XRED*
IDEAL USE	Residential/Light Commercial	Light/Medium-Duty Commercial	Medium & Heavy-Duty Commercial	Medium & Heavy-Duty Commercial
CONSTRUCTION	Polyethylene	Polyethylene	Polyethylene	Polyethylene
CAPACITY	0.75 cu. yd.	1.00 cu. yds.	1.5 cu. yds.	1.5 cu. yds.
DIMENSIONS (H X W X L)	28" x 48" x 63.2" (hopper length 53")	34" x 48" x 71.5" (hopper length 68")	38" x 50.5" x 99.7" (hopper length 87.3")	38" x 50.5" x 99.7" (hopper length 87.3")
WEIGHT	280 lbs / 289 lbs*	343 lbs / 347 lbs*	520 lbs / 529 lbs*	520 lbs / 529 lbs*
FEED MECHANISM	2-1/2" Stainless Steel Auger & Trough	2-1/2" Stainless Steel Auger & Trough	2-1/2" Stainless Steel Auger & Trough	2-1/2" Stainless Steel Auger & Trough
AUGER MOTOR	12 VDC - .50 HP	12 VDC - .50 HP	12 VDC - .50 HP	12 VDC - .50 HP
SPINNER MOTOR	12 VDC - .25 HP	12 VDC - .25 HP	12 VDC - .25 HP	12 VDC - .25 HP
SPINNER	14" poly	14" poly	14" poly	14" poly
SPREAD WIDTH	5 ft. – 30 ft.	5 ft. – 30 ft.	5 ft. – 30 ft.	5 ft. – 30 ft.
CHUTE	Standard & Extended	Standard & Extended	Standard & Extended	Standard & Extended
CONTROL	In-Cab Console (3014199)	In-Cab Console (3014199)	In-Cab Console (3014199)	In-Cab Console (3014199)
VEHICLE APPLICATION**	Utility vehicles, 1/4, 1/2 and 3/4-ton trucks	1/2 and 3/4-ton trucks	3/4 and 1-ton trucks	3/4 and 1-ton trucks

* X indicates 12" Extended Chute Model.

** Truck Application is only a reference. The Gross Vehicle Weight (GVW) of the truck & calculated payload must be evaluated for each application.



Part No. 3014199 - Variable speed controller standard with SHPE0750 Series, SHPE1000 Series, SHPE1500 Series, SHPE2000 Series, & SHPE4000



STANDARD LENGTH CHUTE

Features high flow chute with larger 14" spinner, open trough, and NEW stainless steel spinner shield



EXTENDED LENGTH CHUTE





ELECTRIC DRIVE HOPPER SALT AND SAND SPREADERS

SALTDogg
SPREADERS

SHPE1500YEL ELECTRIC POLY HOPPER



patented

- Stainless Steel Auger
- Independent spinner/auger control
- Includes 200 lb. vibrator, top screen, tarp, tie downs, & remote auger bearing grease kit

Compares to:
SnowEx® SP7550

2-YEAR
WARRANTY
on all SHPE
Spreaders

SHPE2000 ELECTRIC POLY HOPPER



patent pending

- Stainless Steel Auger
- Independent spinner/auger control
- Includes 200 lb. vibrator, top screen, tarp, tie downs, & remote auger bearing grease kit

Compares to: Meyer®/Swenson® Poly Hawk PV, Western® Tornado, Fisher® Polycaster, SnowEx® SP-8500/H & SP8550, Down Easter® CMYDY2108E, Boss® VBX8000

2-YEAR
WARRANTY
on all SHPE
Spreaders

SHPE2000RED ELECTRIC POLY HOPPER



patent pending

- Stainless Steel Auger
- Independent spinner/auger control
- Includes 200 lb. vibrator, top screen, tarp, tie downs, & remote auger bearing grease kit

Compares to: Meyer®/Swenson® Poly Hawk PV, Western® Tornado, Fisher® Polycaster, SnowEx® SP-8500/H & SP8550, Down Easter® CMYDY2108E, Boss® VBX8000

2-YEAR
WARRANTY
on all SHPE
Spreaders

SHPE2000YEL ELECTRIC POLY HOPPER



patent pending

- Stainless Steel Auger
- Independent spinner/auger control
- Includes 200 lb. vibrator, top screen, tarp, tie downs, & remote auger bearing grease kit

Compares to: Meyer®/Swenson® Poly Hawk PV, Western® Tornado, Fisher® Polycaster, SnowEx® SP-8500/H & SP8550, Down Easter® CMYDY2108E, Boss® VBX8000

2-YEAR
WARRANTY
on all SHPE
Spreaders

	SHPE1500YEL/ SHPE1500XYEL*	SHPE2000/ SHPE2000X*	SHPE2000RED/ SHPE2000XRED*	SHPE2000YEL/ SHPE2000XYEL*
IDEAL USE	Medium & Heavy-Duty Commercial	Medium & Heavy-Duty Commercial	Medium & Heavy-Duty Commercial	Medium & Heavy-Duty Commercial
CONSTRUCTION	Polyethylene	Black Polyethylene	Red Polyethylene	Yellow Polyethylene
CAPACITY	1.5 cu. yds.	2.0 cu. yds.	2.0 cu. yds.	2.0 cu. yds.
DIMENSIONS (H X W X L)	38" x 50.5" x 99.7" (hopper length 87.3")	40" x 47.8" x 100" (hopper length 96")	40" x 47.8" x 100" (hopper length 96")	40" x 47.8" x 100" (hopper length 96")
WEIGHT	520 lbs / 529 lbs*	560 lbs / 564 lbs*	560 lbs / 564 lbs*	560 lbs / 564 lbs*
FEED MECHANISM	2-1/2" Stainless Steel Auger & Trough	2-1/2" Stainless Steel Auger & Trough	2-1/2" Stainless Steel Auger & Trough	2-1/2" Stainless Steel Auger & Trough
AUGER MOTOR	12 VDC - .50 HP	12 VDC - .50 HP	12 VDC - .50 HP	12 VDC - .50 HP
SPINNER MOTOR	12 VDC - .25 HP	12 VDC - .25 HP	12 VDC - .25 HP	12 VDC - .25 HP
SPINNER	14" poly	14" poly	14" poly	14" poly
SPREAD WIDTH	5 ft. – 30 ft.	5 ft. – 30 ft.	5 ft. – 30 ft.	5 ft. – 30 ft.
CHUTE	Standard & Extended	Standard & Extended	Standard & Extended	Standard & Extended
CONTROL	In-Cab Console (3014199)	In-Cab Console (3014199)	In-Cab Console (3014199)	In-Cab Console (3014199)
VEHICLE APPLICATION**	3/4 and 1-ton trucks	1-ton trucks (above 10,000 lbs. GVW)	1-ton trucks (above 10,000 lbs. GVW)	1-ton trucks (above 10,000 lbs. GVW)

* X indicates 12" Extended Chute Model

** Truck Application is only a reference. The Gross Vehicle Weight (GVW) of the truck & calculated payload must be evaluated for each application.



Part No. 3014199 - Variable speed controller standard with SHPE0750 Series, SHPE1000 Series, SHPE1500 Series, SHPE2000 Series, & SHPE4000



STANDARD LENGTH CHUTE

Features high flow chute with larger 14" spinner, open trough, and NEW stainless steel spinner shield



EXTENDED LENGTH CHUTE

For parts drawings and more information about all of our spreaders, visit SnowDogg.com



ELECTRIC DRIVE HOPPER SALT AND SAND SPREADERS



SALTDogg
SPREADERS

PRO2000 AUGER ELECTRIC POLY HOPPER



patent pending

- **LARGE .75 HP** auger motor and **.5 HP** spinner motor
- **5.25" FULL LENGTH** Variable Pitch Auger
- 12 VDC vibrator rated at 200 force pounds
- Stainless Steel Inverted V
- Tie downs included

Compares to:

Boss® VBX 8000, Fisher® PolyCaster, Western® Tornado, SnowEx® V-Maxx

PRO2000CH CHAIN ELECTRIC POLY HOPPER



patent pending

- **LARGE .75 HP** chain motor and **.5 HP** spinner motor
- **12" Wide Conveyor Chain**
- 12 VDC vibrator rated at 200 force pounds
- Stainless Steel Inverted V
- Tie downs included

Compares to:

Blizzard® Ice Chaser, Western® Tornado

PRO2500 AUGER ELECTRIC POLY HOPPER



patent pending

- **LARGE .75 HP** auger motor and **.5 HP** spinner motor
- **5.25" FULL LENGTH** Variable Pitch Auger
- 12 VDC vibrator rated at 200 force pounds
- Stainless Steel Inverted V
- Tie downs included

Compares to:

Boss® VBX 8000, Fisher® PolyCaster, Western® Tornado, SnowEx® V-Maxx

	PRO2000	PRO2000CH	PRO2500
IDEAL USE	Medium & Heavy-Duty Commercial	Medium & Heavy-Duty Commercial	Medium & Heavy-Duty Commercial
CONSTRUCTION	Polyethylene	Polyethylene	Polyethylene
CAPACITY	2.0 cu. yds.	2.0 cu. yds.	2.5 cu. yds.
DIMENSIONS (H X W X L)	44.3" x 48" x 96" (hopper length 96")	44.3" x 48" x 96" (hopper length 96")	44.3" x 48" x 116.5" (hopper length 116.5")
WEIGHT	705 lbs.	725 lbs.	986 lbs.
FEED MECHANISM	5.25" full length steel variable pitch auger, stainless steel trough	12" wide pintle chain conveyor, stainless steel trough	5.25" full length steel variable pitch auger, stainless steel trough
AUGER/CHAIN MOTOR	12 VDC - .75 HP	12 VDC - .75 HP	12 VDC - .75 HP
SPINNER MOTOR	12 VDC - .50 HP	12 VDC - .50 HP	12 VDC - .50 HP
SPINNER	14" poly	14" poly	14" poly
SPREAD WIDTH	5 ft. – 30 ft.	5 ft. – 30 ft.	5 ft. – 30 ft.
CHUTE	Adjustable	Adjustable	Adjustable
CONTROL	In-Cab Console (3016934)	In-Cab Console (3016934)	In-Cab Console (3016934)
VEHICLE APPLICATION*	Min. 10,000 lbs. GVW	Min. 10,000 lbs. GVW	Min. 13,000 lbs. GVW

* Truck Application is only a reference. The Gross Vehicle Weight (GVW) of the truck & calculated payload must be evaluated for each application.



Part No. 3016934 - Variable speed controller standard with PRO2000, PRO2000CH, PRO2500, PRO2500CH, SHPE3000, SHPE3000CH, SHPE6000, 1400601SS & 1400701SS



The PRO Series has a fitted tarp has integral stretch cords with no "loose" parts for fast installation.



The PRO Series features a swing-away chute for bulk unloadings



ELECTRIC DRIVE HOPPER SALT AND SAND SPREADERS



SALTDOGG
SPREADERS

PRO2500CH CHAIN ELECTRIC POLY HOPPER



patent pending

- **LARGE .75 HP** chain motor and **.5 HP** spinner motor
- **12" Wide Conveyor Chain**
- 12 VDC vibrator rated at 200 force pounds
- Stainless Steel Inverted V
- Tie downs included

Compares to:

Blizzard® Ice Chaser, Western® Tornado

1400701SS 1.5 CU. YDS. STAINLESS STEEL



- **LARGE .75 HP** chain motor and **.5 HP** spinner motor
- 12" wide conveyor chain
- Tie downs included

Compares to:

Meyer®/Swenson® PV358 Electric, Henderson® FSP Electric, Air-Flo® PSV-8 Electric

1400601SS 2.0 CU. YDS. STAINLESS STEEL



- **LARGE .75 HP** chain motor and **.5 HP** spinner motor
- 12" wide conveyor chain
- Tie downs included

Compares to:

Meyer®/Swenson® PV358 Electric, Henderson® FSP Electric, Air-Flo® PSV-8 Electric

	PRO2500CH	1400701SS	1400601SS
IDEAL USE	Medium & Heavy-Duty Commercial	Medium & Heavy-Duty Commercial	Medium & Heavy-Duty Commercial
CONSTRUCTION	Polyethylene	Stainless Steel	Stainless Steel
CAPACITY	2.5 cu. yds.	1.5 cu. yds.	2.0 cu. yds.
DIMENSIONS (H X W X L)	44.3" x 48" x 116.5" (hopper length 116.5")	32.1" x 47" x 86.8" (hopper length 72")	32.1" x 47" x 110.8" (hopper length 96")
WEIGHT	1,023 lbs.	682 lbs.	995 lbs.
FEED MECHANISM	12" wide pintle chain conveyor, stainless steel trough	12" Wide Conveyor Chain	12" Wide Conveyor Chain
CHAIN MOTOR	12 VDC - .75 HP	12 VDC - .75 HP	12 VDC - .75 HP
SPINNER MOTOR	12 VDC - .50 HP	12 VDC - .50 HP	12 VDC - .50 HP
SPINNER	14" poly	14" poly	14" poly
SPREAD WIDTH	5 ft. – 30 ft.	5 ft. – 30 ft.	5 ft. – 30 ft.
CHUTE	Adjustable	Adjustable	Adjustable
CONTROL	In-Cab Console (3016934)	In-Cab Console (3016934)	In-Cab Console (3016934)
VEHICLE APPLICATION*	Min. 13,000 lbs. GVW	1-ton trucks (above 10,000 lbs. GVW)	1-ton trucks (above 10,000 lbs. GVW)

* Truck Application is only a reference. The Gross Vehicle Weight (GVW) of the truck & calculated payload must be evaluated for each application.



Part No. 3016934 - Variable speed controller standard with PRO2000, PRO2000CH, PRO2500, PRO2500CH, SHPE3000, SHPE3000CH, SHPE6000, 1400601SS & 1400701SS



The PRO Series has a fitted tarp has integral stretch cords with no "loose" parts for fast installation.



The Pro Series features a swing-away chute for bulk unloadings

For parts drawings and more information about all of our spreaders, visit SnowDogg.com



ELECTRIC DRIVE HOPPER SALT AND SAND SPREADERS



SALTDogg SPREADERS

SHPE3000

AUGER ELECTRIC POLY HOPPER



2-YEAR WARRANTY on all SHPE Spreaders

patent pending

- Steel top screen
- 12 VDC vibrator rated at 400 force pounds
- 6" Carbon Steel Auger
- Interlocking gutter system and double door lid
- Stainless Steel Inverted V

Compares to:
Western® Tornado, Fisher® Polycaster, SnowEx® SP-9300

SHPE3000CH

CHAIN ELECTRIC POLY HOPPER



2-YEAR WARRANTY on all SHPE Spreaders

patent pending

- Steel top screen
- 12" Wide Conveyor Chain
- Interlocking gutter system and double door lid
- Stainless Steel Inverted V

Compares to:
Western® Tornado, Fisher® Polycaster, SnowEx® SP-9300

SHPE4000

AUGER ELECTRIC POLY HOPPER



2-YEAR WARRANTY on all SHPE Spreaders

- Steel top screen
- (2) 12 VDC vibrators rated at 400 force pounds
- 5.5" Carbon Steel Auger
- Tarp included
- Stainless Steel Inverted V

Compares to:
SnowEx® SP-9500

SHPE6000

AUGER ELECTRIC POLY HOPPER



2-YEAR WARRANTY on all SHPE Spreaders

- Steel top screens
- 12 VDC vibrator rated at 900 force pounds
- 6" Carbon Steel Auger
- Forklift pockets standard
- Stainless Steel Inverted V
- Tarp optional

Compares to:
SnowEx® SP-9800X

	SHPE3000	SHPE3000CH	SHPE4000	SHPE6000
IDEAL USE	Medium & Heavy-Duty Commercial	Medium & Heavy-Duty Commercial	Medium & Heavy-Duty Commercial	Medium & Heavy-Duty Commercial
CONSTRUCTION	Polyethylene	Polyethylene	Polyethylene/Stainless Steel	Polyethylene/Stainless Steel
CAPACITY	3.0 cu. yds.	3.0 cu. yds.	4.0 cu. yds.	6.0 cu. yds.
DIMENSIONS (H X W X L)	52.7" x 49.6" x 123.7" (hopper length 114")	52.7" x 49.6" x 123.7" (hopper length 114")	43.5" x 74" x 114.8" (hopper length 99.5")	57" x 77" x 133.5" (hopper length 127")
WEIGHT	945 lbs.	945 lbs.	895 lbs.	1,134 lbs.
FEED MECHANISM	6" Carbon Steel Auger, Stainless Steel Trough	12" Wide Conveyor Chain	5.5" Carbon Steel Auger, Stainless Steel Trough	6" Carbon Steel Auger, Stainless Steel Trough
AUGER MOTOR	12 VDC - .75 HP	12 VDC - .75 HP	12 VDC - .75 HP	12 VDC - .75 HP
SPINNER MOTOR	12 VDC - .50 HP	12 VDC - .50 HP	12 VDC - .50 HP	12 VDC - .50 HP
SPINNER	14" poly	14" poly	14" poly	14" poly
SPREAD WIDTH	5 ft. – 30 ft.	5 ft. – 30 ft.	5 ft. – 30 ft.	5 ft. – 30 ft.
CHUTE	Adjustable	Adjustable	Standard	Standard
CONTROL	In-Cab Console (3016934)	In-Cab Console (3016934)	In-Cab Console (3014199)	In-Cab Console (3016934)
VEHICLE APPLICATION*	Min. 13,000 lbs. GVW	Min. 13,000 lbs. GVW	Min. 17,500 lbs. GVW	Min. 25,999 lbs. GVW

* Truck Application is only a reference. The Gross Vehicle Weight (GVW) of the truck & calculated payload must be evaluated for each application.



Part No. 3016934 - Variable speed controller standard with PRO2000, PRO2000CH, PRO2500, PRO2500CH, SHPE3000, SHPE3000CH, SHPE6000, 1400601SS & 1400701SS



Part No. 3014199 - Variable speed controller standard with SHPE0750 Series, SHPE1000 Series, SHPE1500 Series, SHPE2000 Series, & SHPE4000

ACCESSORIES

PART NO.	DESCRIPTION
3022215	Remote Grease Kit, fits all SHPE Series spreaders



SHPE0750, SHPE1000, SHPE1500, SHPE2000 SERIES	
DESCRIPTION	PART NO.
Auger	3018007
Auger bearing	3018919
Auger gear motor	3009995
Auger motor only	3019085
Chute, standard	3025070
Chute, extended	3007527
Controller	3014199
Controller, rocker switches	3021616
Side Extensions, 6", SHPE2000	3031517
Spinner (14" Diameter, CW)	3012393
Spinner gear motor, std chute	3027293
Spinner gear motor, ext. chute	3006833
Spinner motor only	3012431
Shield	3025069
Tarp, SHPE0750	3011370
Tarp, SHPE1000	3022979
Tarp, SHPE1500	3006964
Tarp, SHPE2000	3008838
Tie down kit	1496505
Top screen, SHPE0750	3011727
Top screen, SHPE1000	3022978
Top screen, SHPE1500	3007039
Top screen, SHPE2000	3008390
Vibrator, 200 lb.	3007416
Wire harness	3006724
Wire harness repair kits:	
Truck side	3024188
Spreader side, spinner	3017238
Spreader side, vibrator & auger	3017233

SHPE2250	
DESCRIPTION	PART NO.
Auger	3019902
Auger bearing	9240086
Auger gear motor	3013821
Auger motor only	3014778
Chute, Adjustable	3019913
Controller	3016934
Controller, rocker switches	3014462
Spinner (14" Diameter, CW)	3012393
Spinner motor	3014078
Tarp	3020127
Tie down kit	1496505
Top screen	3008390
Vibrator, 200 lb.	3007416
Wire harness	3016944
Wire harness repair kits:	
Truck side	3017233
Spreader side, spinner	3017238
Spreader side, auger	3024738

PRO2000	
DESCRIPTION	PART NO.
Auger	3035264
Auger bearing	9240086
Auger gear motor	3024575
Auger motor only	3014778
Chute, Adjustable	3031475
Controller	3016934
Controller, rocker switches	3014462
Spinner (14" Diameter, CW)	3012393
Spinner motor	3030907
Tarp	3035377
Tie down kit	1496505
Top screen	3034599
Vibrator, 200 lb.	3007416
Wire harness	3030628
Wire harness repair kits:	
Truck side	3017233
Spreader side, spinner	3020301
Spreader side, auger	3024738

PRO2000CH	
DESCRIPTION	PART NO.
Bearing, drive chain(cab side)	1411001
Bearing, drive chain (chute side)	1410200
Chain, Pintle, main	1401300
Chain, repair link for pintle	1401100RL
Chute (adjustable)	3031475
Controller	3016934
Controller, rocker switch	3014462
Gear Motor, Conveyor	3013821
Gear Motor, motor only	3014778
Inverted Vee	3035267
Spinner (14" diameter, CW)	3012393
Spinner Motor	3030907
Sprocket (Chute side)	1410250
Tie down kit	1496505
Top Screen	3034599
Wire Harness	3030628
Wire Harness Repair kits:	
Truck side	3017233
Spreader side, spinner	3020301
Spreader side, auger	3024738

For parts drawings and more information about all of our spreaders, visit SnowDogg.com

REPLACEMENT PARTS FOR ELECTRIC DRIVE HOPPER SPREADERS



SALTDogg
SPREADERS

PRO2500	
DESCRIPTION	PART NO.
Auger	3033660
Auger bearing	9240086
Auger Gear motor	3024575
Auger Motor only	3014778
Chute, Adj	3031475
Controller	3016934
Controller, rocker switches	3014462
Spinner (14" diameter, CW)	3012393
Spinner Motor	3030907
Tarp	3030857
Tie down kit	1496505
Top Screen	3030853
Vibrator, 200 lb.	3007416
Wire Harness	3030628
Wire Harness repair kits:	
Truck side	3017233
Spreader side, spinner	3017238
Spreader side, auger	3024738

SHPE3000	
DESCRIPTION	PART NO.
Auger	3017358
Auger bearing (gearbox side)	1410200
Auger bearing (opposite gearbox side)	9240086
Auger gear motor	3013821
Auger motor only	3014778
Chute	3015954
Controller	3016934
Controller, rocker switches	3014462
Spinner (14" Diameter, CW)	3012393
Spinner bearing	2F12SCR
Spinner motor	3014078
Tie down kit	1496505
Top screen	3015999
Vibrator	3012081
Wire harness	3016944
Wire harness repair kits:	
Truck side	3017233
Spreader side, spinner	3017238
Spreader side, auger	3024738

PRO2500CH	
DESCRIPTION	PART NO.
Bearing, drive chain(cab side)	1411001
Bearing, drive chain (chute side)	1410200
Chain, Pintle, main	1401100P
Chain, repair link for pintle	1401100RL
Chute (adjustable)	3031475
Controller	3016934
Controller, rocker switch	3014462
Gear Motor, Conveyor	3013821
Gear Motor, motor only	3014778
Inverted Vee	3030863
Spinner (14" diameter, CW)	3012393
Spinner Motor	3030907
Sprocket (Chute side)	1410250
Tie down kit	1496505
Top Screen	3030853
Wire Harness	3030628
Wire Harness Repair kits:	
Truck side	3017233
Spreader side, spinner	3020301
Spreader side, auger	3024738

SHPE3000CH	
DESCRIPTION	PART NO.
Bearing, Drive chain (Cab side)	1411001
Bearing, spinner	2F12SCR
Chain, pintle (Main)	1401100P
Chain, repair link for pintle	1401101RL
Chute	3015954
Controller	3016934
Controller, rocker switch	3014462
Drive chain (Chute side)	1410200
Gear motor, conveyor	3013821
Gear motor, motor only	3014778
Inverted vee	3017393
Spinner (14" Diameter, CW)	3012393
Spinner bearing	2F12SCR
Spinner motor	3014078
Sprocket (Chute side)	1410250
Tie down kit	1496505
Top screen	3015999
Wire harness	3016944
Wire harness repair kits:	
Truck side	3017233
Spreader side, spinner	3017238
Spreader side, auger	3024738

SHPE4000	
DESCRIPTION	PART NO.
Auger	3012001
Auger bearing	2F24SCR
Auger gear motor	3012057
Chute	3019256
Chute, bracket	3013427
Controller	3014199
Controller, rocker switches	3021616
Spinner (14" Diameter, CW)	3012393
Spinner motor	3014078
Tarp	3012959
Tie down kit	1496505
Top screen	3012458
Vibrator, 400 lb.	3012081
Wire harness	3006724
Wire harness repair kits:	
Truck side	3024188
Spreader side, spinner	3017238
Spreader side, vibrator & auger	3017233

SHPE6000	
DESCRIPTION	PART NO.
Auger	3018639
Auger bearing (gearbox side)	1410200
Auger bearing (opposite gearbox side)	9240086
Auger gear motor	3013821
Auger motor only	3014778
Chute	3019256
Chute, bracket	3013427
Controller	3016934
Controller, rocker switch	3014462
Spinner (14" Diameter, CW)	3012393
Spinner motor	3014078
Tarp	3021928
Tie down kit	1496505
Top screen	3018857
Vibrator, 900 lb.	3019166
Wire harness	3016944
Wire harness repair kits:	
Truck side	3017233
Spreader side, spinner	3017238
Spreader side, auger	3024738

1400701SS AND 1400601SS	
DESCRIPTION	PART NO.
Bearing, Drive chain (Cab side)	1411001
Bearing, Drive chain (Chute side)	1410200
Bearing, Spinner shaft, Upper	2F20SCR
Bearing, Spinner shaft, Lower (Prior to 2015)	2F12SCR
Bearing, Spinner shaft, Lower (2015 +)	1420101
1400701SS Chain, pintle (Main)	1401300
1400601SS Chain, pintle (Main)	1401100P
Chain, repair link for pintle	1401100RL
Chute, Adjustable	3017966
Controller	3016934
Controller, rocker switches	3014462
Motor, Gearbox	3013821
Motor only for gearbox	3014778
Spinner (14" Diameter, CW)	3012393
Spinner motor	3016309
Sprocket (Drive Assm)	1410250
1400701SS Tarp	1491701
1400601SS Tarp	1491501
Tie down kit	1496505
Top screen	3007349
Vibrator	3008046
Wire harness	3016944
Wire harness repair kits:	
Truck side	3017233
Spreader side, spinner	3017238
Spreader side, auger	3024738

GAS DRIVE HOPPER SALT AND SAND SPREADERS



SALTDogg
SPREADERS

STAINLESS STEEL HOPPER

1.5 CU. YDS.



- Electric start (battery included) with in-cab electric throttle.
- 12 VDC electric clutch has a three-position on-off-on in-cab switch.
- Includes adjustable feed gate, top screen and Inverted V

Compares to:
Henderson® FSP,
Swenson® PV & PolyHawk

CARBON STEEL HOPPER

2.0 CU. YDS.



- Electric start (battery included) with in-cab electric throttle.
- 12 VDC electric clutch has a three-position on-off-on in-cab switch.
- Includes adjustable feed gate, top screen and Inverted V

Compares to:
Henderson® FSP,
Swenson® PV & PolyHawk

STAINLESS STEEL HOPPER

2.0 & 2.5 CU. YDS.



- Electric start (battery included) with in-cab electric throttle.
- 12 VDC electric clutch has a three-position on-off-on in-cab switch.
- Includes adjustable feed gate, top screen and Inverted V

Compares to:
Henderson® FSP,
Swenson® PV & PolyHawk

POLYMER HOPPER

2.0 CU. YDS.



- Electric start (battery included) with in-cab electric throttle.
- 12 VDC electric clutch has a three-position on-off-on in-cab switch.
- Includes adjustable feed gate, top screen and Inverted V

Compares to:
Henderson® FSP,
Swenson® PV & PolyHawk

	140020SS/ 1400250SS*	1400050/ 1400100*	1400050SS/ 1400100SS*	1400300SS/ 1400350SS*	1400400/ 1400450*
IDEAL USE	Medium & Heavy-Duty Commercial	Medium & Heavy-Duty Commercial	Medium & Heavy-Duty Commercial		Medium & Heavy-Duty Commercial
CONSTRUCTION	Stainless Steel	Carbon Steel	Stainless Steel		Polyethylene
CAPACITY	1.5 cu. yd.	2.0 cu. yds.	2.0 cu. yds.	2.5 cu. yds.	2.0 cu. yds.
DIMENSIONS (H X W X L)	32.1" x 47" x 91.7" (hopper length 72")	32.1" x 47" x 115.7" (hopper length 96")	32.1" x 47" x 115.7" (hopper length 96")	32.1" x 47" x 139.7" (hopper length 120")	35" x 47" x 115.6" (hopper length 95.5")
WEIGHT	753 lbs / 764 lbs*	945 lbs / 955 lbs*	750 lbs / 760 lbs*	910 lbs / 922 lbs*	837 lbs / 853 lbs*
FEED MECHANISM	12" Wide Conveyor Chain	12" Wide Conveyor Chain	12" Wide Conveyor Chain		12" Wide Conveyor Chain
ENGINE	10.5 HP Briggs & Stratton	10.5 HP Briggs & Stratton	10.5 HP Briggs & Stratton		10.5 HP Briggs & Stratton
SPINNER	12" poly	12" poly	12" poly		12" poly
SPREAD WIDTH	2 ft. – 30 ft.	2 ft. – 30 ft.	2 ft. – 30 ft.		2 ft. – 30 ft.
CHUTE	Standard & Extended	Standard & Extended	Standard & Extended		Standard & Extended
CONTROL	In-Cab Console (3010390)	In-Cab Console (3010390)	In-Cab Console (3010390)		In-Cab Console (3010390)
VEHICLE APPLICATION**	3/4 and 1-ton trucks	1-ton trucks	1-ton trucks	10' Flatbed or Dump Trucks	1-ton trucks

* Indicates Extended Chute Model.

** Truck Application is only a reference. The Gross Vehicle Weight (GVW) of the truck & calculated payload must be evaluated for each application.



Part No. 3010390 - Controller standard with 140020SS, 1400250SS, 1400050, 1400100, 1400050SS, 1400100SS, 1400300SS, 1400350SS, 1400400, 1400450

ACCESSORIES

PART NO.	DESCRIPTION	WT.
1496505	Spreader Hold Down Kit	8.64 lbs.

See available side extensions and tarps on pg. 17



REPLACEMENT PARTS FOR GAS DRIVE HOPPER SPREADERS

**1400050, 1400050SS, 1400100, 1400100SS, 1400200SS,
1400250SS, 1400300SS, 1400350SS**

DESCRIPTION	PART NO.
Battery	1410717
Bearing, Drive chain (Cab side)	1411001
Bearing, Drive chain (Chute side)	1410200
Bearing, Under clutch	1411000
Bearing, Spinner chute	1420101
Chain, clutch	1412300
Chain, pintle (Main), 1400200SS and 1400250SS	1401300
Chain, Pintle (Main) for 1400050, 1400100, 1400050SS, 1400100SS	1401100P
Chain, pintle (Main), 1400300SS, 1400350SS	1401500
Chain, spinner	1410711
Chain, repair link for pintle	1401100RL
Chute, Standard, Carbon	142005A
Chute, Extended, Carbon	1497505
Chute, Standard, SST	142005ASS
Chute, Extended, SST	1497505SS
Clutch	1401150
Controller w/ 28ft. wire harness	3010390
Controller, switch for clutch	3007300
Controller, switch for engine	3007301
Controller, switch for throttle	3007302
Coupler (Pintle chain)	1410706
Drive Shaft Kit	141036SSK
Gas engine	3006887
Gearbox	1410720
Inverted vee, 1400200SS and 1400250SS	1499700SS
Inverted vee, 1400050 and 1400100	1499500
Inverted vee, 1400050SS and 1400100SS	1499500SS
Inverted vee, 1400300SS and 1400350SS	1499300SS
Side Extensions, 12", for 8 ft., 1400200SS and 1400250SS	1493501SS
Side extensions, 12", for 8 ft., 1400050 and 1400100	1493505
Side extensions, 12", for 8 ft., 1400050SS and 1400100SS	1493501SS
Side extensions, 6", for 8 ft., 1400050SS and 1400100SS	3020766
Side extensions, 12", for 10 ft., 1400300SS and 1400350SS	1493550SS
Spinner (12" Diameter)	3004611
Spinner shaft (23" standard)	1420150
Spinner shaft (35" extended)	142X150
Spinner shaft kit (23" standard)	141055K

Spinner shaft kit (35" extended)	141065K
Sprocket, clutch	1411800
Sprocket, drive assembly	1410250
Sprocket, engine	1411915
Sprocket, gearbox	1410702
Sprocket, spinner	1420004
Tarp, 1400200SS and 1400250SS	1491701
Tarp, 1400050, 1400100, 1400050SS and 1400100SS	1491501
Tarp, 1400300SS and 1400350SS	1491301
Throttle control	1411907
Tie down kit	1496505
Top screen, 1400200SS and 1400250SS	1498561
Top screen, 1400050, 1400100, 1400050SS and 1400100SS	1498551
Top screen, 1400300SS and 1400350SS	1498571
Vibrator	3008046

1400400, 1400450

DESCRIPTION	PART NO.
Battery	1410717
Bearing, Clutch	1411000
Bearing, Spinner	1420101
Chain, clutch	1412300
Chain, pintle (Main)	1401100P
Chain, spinner	1410711
Chain, repair link for pintle	1401100RL
Chute, standard, SST	142005ASS
Chute, extended, SST	1497505SS
Clutch	1401150
Controller w/ wire harness	3010390
Controller, switch for clutch	3007300
Controller, switch for engine	3007301
Controller, switch for throttle	3007302
Coupler, flex chain, drive shaft	3003485
Gas engine	3006887
Gearbox	1410720
Spinner (12" Diameter)	3004611
Sprocket, clutch	1411800
Sprocket, drive assembly	1410250
Sprocket, engine	1411915
Sprocket, gearbox	1410702
Sprocket, spinner	1420004
Throttle control	1411907
Tie down kit	1496505
Top screen	3008186
Vibrator	3008046

For parts drawings and more information about all of our spreaders, visit SnowDogg.com

2.5 – 3.0 CUBIC YARD CONVEYOR MID-SIZE HOPPER SPREADERS



Designed for dump bodies and flat beds with a minimum 13,000 lbs. GVW chassis.

SALTDogg
SPREADERS

- Spread Material: bulk salt, bulk sand, salt & sand mix
- Feed Mechanism: 14-1/2" wide conveyor chain with 1/4" crossbars
- Power Source: gasoline, electric, or hydraulic
- Capacity: 2.5 cu. yds. (8'), 2.75 cu. yds. (9'), 3.0 cu. yds. (10')
- 304 stainless steel hopper
- Adjustable Feedgate
- Available with:
 - 10-1/2 HP gas engine,
 - 2 independent electric motors,
 - 2 independent hydraulic motors
- 2 Hinged top screens, 1/4" bars
- Inverted V, installed
- Spinner chute has two adjustable internal baffles
- Bolt-on spinner housing
- 18" Poly spinner disc



Part No. 3016934
Controller used with
electric powered spreaders




Part No. 3010390
Controller used with gas
engine powered spreaders

PART NO.	DESCRIPTION	*MINIMUM GVW OF:	HEIGHT	WIDTH	LENGTH (OVERALL)	LENGTH (HOPPER)	WT.
1400455SS	2.5 cu. yd., Gas Engine	13,000 lbs.	38.0"	58"	115.9"	96"	1,395 lbs.
1400455SSE	2.5 cu. yd., Electric Motor	13,000 lbs.	38.0"	58"	116.5"	96"	1,335 lbs.
1400455SSH	2.5 cu. yd., Hydraulic Motor	13,000 lbs.	38.0"	58"	118.8"	96"	1,335 lbs.
1400460SS	2.75 cu. yd., Gas Engine	13,000 lbs.	38.0"	58"	127.9"	108"	1,460 lbs.
1400460SSE	2.75 cu. yd., Electric Motor	13,000 lbs.	38.0"	58"	128.5"	108"	1,400 lbs.
1400460SSH	2.75 cu. yd., Hydraulic Motor	13,000 lbs.	38.0"	58"	130.0"	108"	1,400 lbs.
1400465SS	3.0 cu. yd., Gas Engine	13,000 lbs.	38.0"	58"	138.9"	120"	1,526 lbs.
1400465SSE	3.0 cu. yd., Electric Motor	13,000 lbs.	38.0"	58"	140.5"	120"	1,466 lbs.
1400465SSH	3.0 cu. yd., Hydraulic Motor	13,000 lbs.	38.0"	58"	141.8"	120"	1,466 lbs.


*Truck Application is only a reference. The Gross Vehicle Weight (GVW) of the truck & calculated payload must be evaluated for each application.



HV715EPG - Optional GPS
Hydraulic Spreader Control Kit



8891145 - Optional Light bar



1496505 - Nylon Ratchet Straps
(4 per kit)



3008560 - Optional
Dump Tail Gate Latch Kit

ACCESSORIES

PART NO.	DESCRIPTION	WT.
8891144	44" LED Light Bar Kit (Includes (2) Red LED Round STT lights, (2) Amber LED Round Strobe lights, (3) Red LED Round Marker lights, Wire Harness, (2) LED Load Equalizers and Lightbar)	21 lbs.
8891145	44" LED Light Bar Kit (Includes (2) Red LED Oval STT lights, (2) Amber LED Oval Strobe lights, (3) Red LED Round Marker lights, Wire Harness, (2) LED Load Equalizers and Lightbar)	21 lbs.
8891150	66" LED Light Bar Kit (Includes (2) Red LED Oval STT lights, (2) Amber LED Oval Strobe lights, (3) .75" Red LED Round Marker lights, Wire Harness, (2) LED Load Equalizers and Lightbar)	21 lbs.
1496505	Nylon Ratchet Strap Mounting Kit (4 straps to a set)	9 lbs.
HV715EPG	Electric-Hydraulic Proportional Spreader Control Kit w/Garmin® GPS Ground Speed Antenna	31 lbs.
3008560	Dump Body Tailgate Latch	40 lbs.

REPLACEMENT PARTS FOR MID-SIZE HOPPER SPREADERS

1400455SS, 1400460SS, 1400465SS - GASOLINE

DESCRIPTION	PART NO.
Battery	1410717
Bearing, Drive chain (Cab side)	3008290
Bearing, Drive chain (Chute side)	3008294
Bearing, under clutch	3009067
Bearing, spinner chute	1411000
Chain, clutch	3009327
Chain, pintle, 1400455SS	3014539
Chain, pintle, 1400460SS	3008860
Chain, pintle, 1400465SS	3009114
Chain, spinner	3009327
Chain, repair link for pintle	1401101RL
Chute	3008388
Clutch	1401150
Controller w/ wire harness	3010390
Controller, switch for clutch	3007300
Controller, switch for engine	3007301
Controller, switch for throttle	3007302
Coupler (Pintle chain)	3008289
Drive shaft kit	141036SSK
Gas engine	3006887
Gearbox	1401200
Inverted vee, 1400455SS	3014543
Inverted vee, 1400460SS	3008359
Inverted vee, 1400465SS	3009201
Spinner (18" Diameter, CW)	3008611
Sprocket, clutch	1411800
Sprocket, Drive Assembly	3008300
Sprocket, Engine	1411915
Sprocket, Gearbox	1410702
Sprocket, Spinner	3008835
Throttle control	1411907
Top Screen, 1400455SS	3028154
Top Screen, 1400460SS	3028143
Top Screen, 1400465SS	3025436
Vibrator Kit, 400 lbs.	3013659

1400455SSE, 1400460SSE, 1400465SSE - ELECTRIC

DESCRIPTION	PART NO.
Bearing, Drive chain (Cab side)	3008290
Bearing, Drive chain (Chute side)	3008294
Chain, pintle, 1400455SSE	3014539
Chain, pintle, 1400460SSE	3008860
Chain, pintle, 1400465SSE	3009114
Chain, repair link for pintle	1401101RL
Chute, Adjustable	3025440
Controller	3016934
Controller, rocker switch	3014462
Coupler (Pintle chain)	3008289
Gear motor	3024575
Gearbox, motor only	3014778
Inverted vee	3025254
Pan, conveyor floor	3009197
Spinner (18" Diameter, CW)	3030179
Spinner motor	3016309
Sprockets, Chute side	3008300
Sprockets, Cab side	3008300
Tie down kit	1496505
Top screen	3025436
Vibrator, 200 lb.	3007416
Wire Harness	3016944
Wire harness repair kits:	
Truck side	3017233
Spreader side, spinner	3017238
Spreader side, auger	3024738

1400455SSH, 1400460SSH, 1400465SSH - HYDRAULIC

DESCRIPTION	PART NO.
Bearing, Drive chain (Cab side)	3008290
Bearing, Drive chain (Chute side)	3008294
1400455SSH Chain, pintle	3014539
1400460SSH Chain, pintle	3008860
1400465SSH Chain, pintle	3009114
Chain, repair link for pintle	1401101RL
Chute, Adjustable	3026061
Coupler (Pintle chain)	3008289
Gearbox	1401200
Inverted vee	3025254
Motor, hydraulic	CM004P
Pan, conveyor floor	3009197
Seal kit	CMSK
Spinner (18" Diameter, CW)	3008611
Drive Assembly Sprocket	3008300
Top screen	3025436
Vibrator	3013659

For parts drawings and more information about all of our spreaders, visit SnowDogg.com

3.5 – 5.0 CUBIC YARD CONVEYOR MUNICIPAL HOPPER SPREADERS



Designed for dump bodies and flat beds with a minimum 15,000 lbs. GVW chassis.

SALTDogg SPREADERS



- Spread Material: bulk salt, bulk sand, salt & sand mix
- Feed Mechanism: 14-1/2" wide conveyor chain with 1/4" crossbars
- Power Source: gasoline, electric, or hydraulic
- Capacity: 3.5 cu. yds. (8'), 4.0 cu. yds. (9'), 4.5 cu. yds. (10'), 5.0 cu. yds. (9' and 10' with side extensions)
- 304 stainless steel hopper
- Adjustable Feedgate
- Available with 10-1/2 HP gas engine, 2 independent electric motors, or 2 independent hydraulic motors
- 4 Hinged top screens, 1/4" bars
- Inverted V, installed
- Spinner chute has two adjustable internal baffles
- Bolt-on spinner housing
- 18" Poly spinner disc

1400475S shown with optional LS1 and 8891144S

304SS

Compares to: Henderson® FSM, Swenson® MDV



Part No. 3016934
Controller used with electric powered spreaders



Part No. 3010390
Controller used with gas engine powered spreaders

PART NO.	DESCRIPTION	*MINIMUM GVW OF:	HEIGHT	WIDTH	LENGTH (OVERALL)	LENGTH (HOPPER)	WT.
1400475SS	3.5 cu. yd., Gas Engine	15,000 lbs.	45.5"	70"	115.9"	96"	1,470 lbs.
1400475SSE	3.5 cu. yd., Electric Motor	15,000 lbs.	45.5"	70"	115.9"	96"	1,500 lbs.
1400475SSH	3.5 cu. yd., Hydraulic Motor	15,000 lbs.	45.5"	70"	118.8"	96"	1,405 lbs.
1400500SS	4.0 cu. yd., Gas Engine	15,000 lbs.	45.5"	70"	127.9"	108"	1,500 lbs.
1400500SSE	4.0 cu. yd., Electric Motor	15,000 lbs.	45.5"	70"	127.9"	108"	1,500 lbs.
1400500SSH	4.0 cu. yd., Hydraulic Motor	15,000 lbs.	45.5"	70"	130.0"	108"	1,435 lbs.
1400550SS	4.5 cu. yd., Gas Engine	17,500 lbs.	45.5"	70"	127.5"	120"	1,560 lbs.
1400550SSE	4.5 cu. yd., Electric Motor	17,500 lbs.	45.5"	70"	120.9"	120"	1,560 lbs.
1400550SSH	4.5 cu. yd., Hydraulic Motor	17,500 lbs.	45.5"	70"	120.9"	120"	1,500 lbs.
1400505SS	5.0 cu. yd., Gas Engine	19,500 lbs.	57.5"	70"	138.9"	108"	2,375 lbs.
1400505SSE	5.0 cu. yd., Electric Motor	19,500 lbs.	57.5"	70"	138.9"	108"	1,975 lbs.
1400505SSH	5.0 cu. yd., Hydraulic Motor	19,500 lbs.	57.5"	70"	141.8"	108"	1,975 lbs.
1400560SS	5.0 cu. yd., Gas Engine	19,500 lbs.	50.6"	70"	138.9"	120"	1,620 lbs.
1400560SSE	5.0 cu. yd., Electric Motor	19,500 lbs.	50.6"	70"	138.9"	120"	1,560 lbs.
1400560SSH	5.0 cu. yd., Hydraulic Motor	19,500 lbs.	50.6"	70"	141.8"	120"	1,560 lbs.

*Truck Application is only a reference. The Gross Vehicle Weight (GVW) of the truck & calculated payload must be evaluated for each application.



HV715EPG - Optional GPS Hydraulic Spreader Control Kit



8891145 - Optional Light bar



LS1 - Optional Liquid Spray System (55 Gallon)



3008560 - Optional Tail Gate Latch Kit

ACCESSORIES

PART NO.	DESCRIPTION	WT.
8891144	44" LED Light Bar Kit (Includes (2) Red LED Round STT lights, (2) Amber LED Round Strobe lights, (3) Red LED Round Marker lights, Wire Harness, (2) LED Load Equalizers and Lightbar)	21 lbs.
8891145	44" LED Light Bar Kit (Includes (2) Red LED Oval STT lights, (2) Amber LED Oval Strobe lights, (3) Red LED Round Marker lights, Wire Harness, (2) LED Load Equalizers and Lightbar)	21 lbs.
8891150	66" LED Light Bar Kit (Includes (2) Red LED Oval STT lights, (2) Amber LED Oval Strobe lights, (3) Red LED Round Marker lights, Wire Harness, (2) LED Load Equalizers and Lightbar)	
LS1 & LS3	Liquid Spray Systems	see pg. 32-33 for full listing
1496505	Nylon Ratchet Strap Mounting Kit (4 straps to a set)	9 lbs.
HV715EPG	Electric-Hydraulic Proportional Spreader Control Kit w/Garmin® GPS Ground Speed Antenna	31 lbs.
1497051	Cab Guard, Stainless Steel (70" x 22" x 51"), for 3.5-5.0 cu. yd. models	205 lbs.
3008560	Dump Body Tailgate Latch	40 lbs.



REPLACEMENT PARTS FOR 3.5 – 5.0 CUBIC YARD MUNICIPAL HOPPER SPREADERS

SALTDogg
SPREADERS

1400475SS, 1400500SS, 1400550SS, 1400505SS, 1400560SS - GASOLINE

DESCRIPTION	PART NO.
Battery	1410717
Bearing, Drive chain (Cab side)	3008290
Bearing, Drive chain(Chute side)	3008294
Bearing, under clutch	3009067
Bearing, spinner chute	1411000
Bearing, chain, clutch	3009327
Chain, pintle, 1400455SS	3014539
Chain, pintle, 1400460SS	3008860
Chain, pintle, 1400465SS	3009114
Chain, spinner	3009327
Chain, repair link for pintle	1401101RL
Chute	3008388
Clutch	1401150
Controller w/ wire harness	3010390
Controller, switch for clutch	3007300
Controller, switch for engine	3007301
Controller, switch for throttle	3007302
Coupler (Pintle chain)	3008289
Gas engine	3006887
Gearbox	1401200
Inverted vee, 1400475SS	3014543
Inverted vee, 1400500SS	3008359
Inverted vee, 1400550SS	3009201
Side Extensions, 12", 1400500SS/SSE/SSH	3031543
Side Extensions, 6", 1400550SS/SSE/SSH	3031544
Spinner (18" Diameter, CW)	3008611
Sprocket, clutch	1411800
Sprocket, Drive Assembly	3008300
Sprocket, Engine	1411915
Sprocket, Gearbox	1410702
Sprocket, Spinner	3008835
Throttle control	1411907
Tie Down Kit	1496505
Top Screen, 1400475SS	3014545
Top Screen, 1400500SS	3008352
Top Screen, 1400550SS	3009206
Vibrator Kit, 400 lbs.	3013659

1400475SSE, 1400500SSE, 1400505SSE 1400550SSE, 1400560SSE - ELECTRIC

DESCRIPTION	PART NO.
Bearing, Drive chain (Cab side)	3008290
Bearing, Drive chain (Chute side)	3008294
Chain, pintle	3009114
Chain, repair link for pintle	1401101RL

Chute, Adjustable	3030391
Controller	3016934
Controller, rocker switch	3014462
Coupler (Pintle chain)	3008289
Gearbox	3030222
Gearbox, motor only	3030562
Pan, conveyor floor	3009197
Spinner (18" Diameter, CW)	3030179
Spinner motor	3016309
Sprockets, Chute side	3008300
Sprockets, Cab side	3008300
Tie down kit	1496505
Top screen	3025436
Vibrator, 200 lb.	3007416
Wire Harness	3016944
Wire harness repair kits:	
Truck side	3017233
Spreader side, spinner	3017238
Spreader side, auger	3024738

1400475SSH, 1400500SSH, 1400505SSH 1400550SSH, 1400560SSH - HYDRAULIC

DESCRIPTION	PART NO.
Bearing, Drive chain (Cab side)	3008290
Bearing, Drive chain (Chute side)	3008294
Chain, pintle, 1400475SSH	3014539
Chain, pintle, 1400500SSH	3008860
Chain, pintle, 1400550SSH	3009114
Chain, repair link for pintle	1401101RL
Chute	3008630
Coupler, Pintle chain	3008289
Coupler, Gearbox	3009215
Gearbox	1401200
Inverted vee, 1400475SSH	3014543
Inverted vee, 1400500SSH	3008359
Inverted vee, 1400550SSH	3009201
Motor, hydraulic	CM004P
Seal kit	CMSK
Spinner (18" Diameter, CW)	3010056
Sprocket, Drive Assembly	3008300
Tie Down Kit	1496505
Top screen, 1400475SSH	3014545
Top screen, 1400500SSH	3008352
Top screen, 1400550SSH	3009206
Vibrator	3013659

For parts drawings and more information about all of our spreaders, visit SnowDogg.com



6-16 CUBIC YARD HYDRAULIC CONVEYOR MUNICIPAL HOPPER SPREADERS



SALTDogg
SPREADERS

Designed for municipalities and contractors with a minimum 26,000 lbs. GVW chassis.



145075SSH

Shown w/Optional 8891167 Lightbar & LS4 Liquid Spray System (Liquid spray information on page 32-33)

- 304 stainless steel hopper
- Material spread up to 40'
- Adjustable feedgate
- 24" wide conveyor chain with 3/8" bars
- Two independent direct drive hydraulic motors
- Choice of three gearbox ratios: 50:1, 25:1 or 6:1
- Hinged top screens, 3/8" bars on 2-1/2" openings
- Adjustable Inverted V, installed
- 2" drive shaft and bearings with 8-tooth sprockets
- 1-1/2" spring loaded idler shaft and bearings with 8-tooth sprockets
- Quick release hinged chute (no tools needed)
- 20" Poly spinner disc (stainless steel disc available)

Additional sizes/configurations available. Call for Quote.

Options Available:

- 50" sides
- Peaked screens
- Sloped front and rear panels
- Rear idler bearing adjustment
- Bulk unloading chute
- Lane changing chute (cab controlled)
- Front spill shield
- Special dimensions
- Speed sensing motors

Compares to: Henderson® FSH, Swenson® EV-100/150/200

PART NO.	CAPACITY	GEAR RATIO	*MINIMUM GVW OF:	HEIGHT	WIDTH	LENGTH (OVERALL)	LENGTH (HOPPER)	WT.
1450657SSH	6 cu. yd.	50:1	26,000 lbs.	57"	82"	132"	108"	2,600 lbs.
1425657SSH	6 cu. yd.	25:1	26,000 lbs.	57"	82"	132"	108"	2,600 lbs.
1406657SSH	6 cu. yd.	6:1	26,000 lbs.	57"	82"	132"	108"	2,600 lbs.
1450757SSH	7 cu. yd.	50:1	33,000 lbs.	57"	82"	144"	120"	2,760 lbs.
1425757SSH	7 cu. yd.	25:1	33,000 lbs.	57"	82"	144"	120"	2,760 lbs.
1406757SSH	7 cu. yd.	6:1	33,000 lbs.	57"	82"	144"	120"	2,760 lbs.
1450863SSH	8 cu. yd.	50:1	33,000 lbs.	63"	82"	144"	120"	2,910 lbs.
1425863SSH	8 cu. yd.	25:1	33,000 lbs.	63"	82"	144"	120"	2,910 lbs.
1406863SSH	8 cu. yd.	6:1	33,000 lbs.	63"	82"	144"	120"	2,910 lbs.
1450969SSH	9 cu. yd.	50:1	35,000 lbs.	69"	82"	144"	120"	3,000 lbs.
1425969SSH	9 cu. yd.	25:1	35,000 lbs.	69"	82"	144"	120"	3,000 lbs.
1406969SSH	9 cu. yd.	6:1	35,000 lbs.	69"	82"	144"	120"	3,000 lbs.
1451057SSH	10 cu. yds.	50:1	35,000 lbs.	57"	82"	167"	144"	3,084 lbs.
1421057SSH	10 cu. yds.	25:1	35,000 lbs.	57"	82"	167"	144"	3,084 lbs.
1461057SSH	10 cu. yds.	6:1	35,000 lbs.	57"	82"	167"	144"	3,084 lbs.
1451163SSH	11 cu. yds.	50:1	38,000 lbs.	63"	82"	167"	144"	3,274 lbs.
1421163SSH	11 cu. yds.	25:1	38,000 lbs.	63"	82"	167"	144"	3,274 lbs.
1461163SSH	11 cu. yds.	6:1	38,000 lbs.	63"	82"	167"	144"	3,274 lbs.
1451369SSH	13 cu. yds.	50:1	44,000 lbs.	69"	82"	167"	144"	3,464 lbs.
1421369SSH	13 cu. yds.	25:1	44,000 lbs.	69"	82"	167"	144"	3,464 lbs.
1461369SSH	13 cu. yds.	6:1	44,000 lbs.	69"	82"	167"	144"	3,464 lbs.
1451257SSH	12 cu. yds.	50:1	44,000 lbs.	57"	82"	191"	168"	3,503 lbs.
1421257SSH	12 cu. yds.	25:1	44,000 lbs.	57"	82"	191"	168"	3,503 lbs.
1461257SSH	12 cu. yds.	6:1	44,000 lbs.	57"	82"	191"	168"	3,503 lbs.
1451363SSH	13 cu. yds.	50:1	44,000 lbs.	63"	82"	191"	168"	4,099 lbs.
1421363SSH	13 cu. yds.	25:1	44,000 lbs.	63"	82"	191"	168"	4,099 lbs.
1461363SSH	13 cu. yds.	6:1	44,000 lbs.	63"	82"	191"	168"	4,099 lbs.
1451469SSH	14 cu. yds.	50:1	48,000 lbs.	69"	82"	191"	168"	4,283 lbs.
1421469SSH	14 cu. yds.	25:1	48,000 lbs.	69"	82"	191"	168"	4,283 lbs.
1461469SSH	14 cu. yds.	6:1	48,000 lbs.	69"	82"	191"	168"	4,283 lbs.

*Truck Application is only a reference. The Gross Vehicle Weight (GVW) of the truck & calculated payload must be evaluated for each application.



7-9 CUBIC YARD ELECTRIC CONVEYOR MUNICIPAL HOPPER SPREADERS

Designed for municipalities and contractors with a minimum 26,000 lbs. GVW chassis.



304SS

1490757SSE shown with optional spreader stand, lightbar, & Liquid Spray System

- 304 Stainless steel hopper
- Material spread up to 40'
- Adjustable feedgate
- 24" wide conveyor chain with 3/8" bars
- Two Independent 12V electric gear motors w/cab controller
- Hinged top screens
- Adjustable, inverted V, installed
- Quick release hinged chute
- 20" Poly spinner disc



Part No. 3016934
Controller used with electric powered spreaders

PART NO.	CAPACITY	*MINIMUM GVW OF:	HEIGHT	WIDTH	LENGTH (OVERALL)	LENGTH (HOPPER)	WT.
1490757SSE	7 cu. yd.	26,000 lbs.	57"	82"	144"	120"	2,600 lbs
1490957SSE	9 cu. yd.	33,000 lbs.	57"	82"	168"	144"	3,326 lbs

*Truck Application is only a reference. The Gross Vehicle Weight (GVW) of the truck & calculated payload must be evaluated for each application.

SPREADER STANDS



- Makes loading, unloading, and storage of full size hydraulic SaltDogg® Spreaders from dump bodies simple and efficient.
- Fits 10' to 15' full size SaltDogg® spreaders
- Structural steel and tubing construction
- Designed to accommodate spreaders with pre-wet tanks
- Bolt-on or weld-on
- Built-in rollers on the rear and sides make loading on/off easier.
- Adjustable legs to accommodate various bed heights
- Black powder coated or hot-dipped galvanized finish available
- Pricing includes bolt-on installation

PART NO.	DESCRIPTION	WT.
3025885	Spreader Stand, 10ft.-11ft., Black Power Coated	1,038 lbs.
3025886	Spreader Stand, 12ft.-13ft., Black Power Coated	1,088 lbs.
3025887	Spreader Stand, 14ft.-15ft., Black Power Coated	1,138 lbs.
3027468	Spreader Stand, 10ft.-11ft., Galvanized	1,038 lbs.
3027469	Spreader Stand, 12ft.-13ft., Galvanized	1,088 lbs.
3027470	Spreader Stand, 14ft.-15ft., Galvanized	1,138 lbs.

7-10 CUBIC YARD AUGER MUNICIPAL HOPPER SPREADERS



Designed for dump bodies and flat beds with a minimum 33,000 lbs. GVW chassis.


- Hydraulic drive - two independent motors
 - 304 stainless steel hopper
 - 7" dia. auger with multi-pitch design, 1/2" hard faced auger flighting
 - Adjustable height spinner chute
 - Sloped front and rear panels
 - Six 3/8" heavy-duty hinged top screens with 4" peak
 - 18" Poly spinner disc
- Compares to: Henderson® FSH, Swenson® EVA

SALTDogg
SPREADERS




Optional LS5
Liquid Spray System

PART NO.	DESCRIPTION	HEIGHT	WIDTH	LENGTH (OVERALL)	LENGTH (HOPPER)	WT.
1471056SSH	7.0 cu. yd., Auger V-Box Hopper Spreader	55.25"	87.7"	157"	120"	2,655 lbs.
1471156SSH	8.0 cu. yd., Auger V-Box Hopper Spreader	55.25"	87.7"	169"	132"	2,855 lbs.
1471256SSH	9.0 cu. yd., Auger V-Box Hopper Spreader	55.25"	87.7"	181"	144"	3,055 lbs.
1471456SSH	10.0 cu. yd., Auger V-Box Hopper Spreader	55.25"	87.7"	205"	168"	3,561 lbs.




60 cu.in. High Torque Auger Motor



7" Dia. Auger with Multi-Pitch Design,
1/2" Hard Faced Flighting



Optional Rubber Side Deflector
Part No. 1492144



2" Auger bearing

ACCESSORIES

PART NO.	DESCRIPTION	WT.
3008560	Dump Body Tailgate Latch	40 lbs.
3010548	Tie Down Kit, chain	79 lbs.
3020624	Remote Grease Kit, 3-point	8 lbs.
3022060	Folding Stainless Steel Spreader Ladder, Full Size (shown on pg. 25)	36 lbs.
1492144	Belted Rubber Side Deflector 3/8" x 2' x 12' (1 side deflector only)	56 lbs.
LS5	12-Volt, Cab Control, Two 105 Gal. Poly Reservoirs, V-Box Mount	348 lbs.
LS5H	Hydraulic, Cab Control, Two 105 Gal. Poly Reservoirs, V-Box Mount	380 lbs.
8891167	66" LED Light Bar Kit (Includes (4) Red LED Round STT lights, (2) Amber LED Round Strobe lights, (3) Red LED Round Marker lights, Wire Harness, (2) LED Load Equalizers and Lightbar), shown on pg. 25	37 lbs.
8891168	66" LED Light Bar Kit (Includes (2) Red LED Oval STT lights, (2) Clear LED Oval Back-Up lights, (2) Amber LED Oval Strobe lights, (3) Red LED Round Marker lights, Wire Harness, (2) LED Load Equalizers and Lightbar), shown on pg. 25	37 lbs.
8891169	66" LED Light Bar Kit (Includes (4) Red LED Oval STT lights, (2) Amber LED Oval Strobe lights, (3) Red LED Round Marker lights, Wire Harness, (2) LED Load Equalizers and Lightbar, shown on pg. 25	37 lbs.
8891177	77" LED Light Bar Kit (Includes (2) Red LED Oval STT lights, (2) Amber LED Oval Strobe lights, (2) Clear LED Oval Back-Up lights, (3) .75" Red LED Round Marker lights, Wire Harness, (2) LED Load Equalizers & Lightbar), shown on pg. 25	26 lbs.
8891178	77" LED Light Bar Kit (Includes (4) Red LED Oval STT lights, (2) Amber LED Oval Strobe lights, (3) .75" Red LED Round Marker lights, Wire Harness, (2) LED Load Equalizers & Lightbar), shown on pg. 25	26 lbs.

PART NO.	DESCRIPTION	WT.
3008560	Dump Body Tailgate Latch	40 lbs.
3010548	Tie Down Kit, Chain	79 lbs.
3020704	16" Chute Extension, SS for taller mounting heights	31 lbs.
3020624	Remote Grease Kit, 3-point	8 lbs.
3020625	Chain Lubricator Kit, Stainless Steel	8 lbs.
3020626	Crank Up Chute Kit	22 lbs.
3026067	Lane Changing Chute, 12V w/ cab controller & gas spring flip-up	
—	Diverter Chute for Bulk Unloading	
—	Pre-Wet Systems	see page 32-33 for full listing
—	Anti-Ice Spray Bars	
3022060	Folding Stainless Steel Spreader Ladder, Full Size	36 lbs.
3022963	12" Front Spill Shield/Cab Shield	81.6 lbs.
8891150	66" LED Light Bar Kit (Includes (2) Red LED Oval STT lights, (2) Amber LED Oval Strobe lights, (3) .75" Red LED Round Marker lights, Wire Harness, (2) LED Load Equalizers & Lightbar)	23 lbs.
8891166	66" LED Light Bar Kit (Includes (2) Red LED Round STT lights, (2) Clear LED Round Back-Up lights, (2) Amber LED Round Strobe lights, (3) Red LED Round Marker lights, Wire Harness, (2) LED Load Equalizers and Lightbar)	30 lbs.
8891167	66" LED Light Bar Kit (Includes (4) Red LED Round STT lights, (2) Amber LED Round Strobe lights, (3) Red LED Round Marker lights, Wire Harness, (2) LED Load Equalizers and Lightbar)	37 lbs.
8891168	66" LED Light Bar Kit (Includes (2) Red LED Oval STT lights, (2) Clear LED Oval Back-Up lights, (2) Amber LED Oval Strobe lights, (3) Red LED Round Marker lights, Wire Harness, (2) LED Load Equalizers and Lightbar)	37 lbs.
8891169	66" LED Light Bar Kit (Includes (4) Red LED Oval STT lights, (2) Amber LED Oval Strobe lights, (3) Red LED Round Marker lights, Wire Harness, (2) LED Load Equalizers and Lightbar)	37 lbs.
8891177	77" LED Light Bar Kit (Includes (2) Red LED Oval STT lights, (2) Amber LED Oval Strobe lights, (2) Clear LED Oval Back-Up lights, (3) .75" Red LED Round Marker lights, Wire Harness, (2) LED Load Equalizers & Lightbar)	26 lbs.
8891178	77" LED Light Bar Kit (Includes (4) Red LED Oval STT lights, (2) Amber LED Oval Strobe lights, (3) .75" Red LED Round Marker lights, Wire Harness, (2) LED Load Equalizers & Lightbar)	26 lbs.

Additional accessories listed on page 72-73



8891150 Lightbar Kit



8891166 Lightbar Kit



8891167 Lightbar Kit



8891168 Lightbar Kit




8891169 Lightbar Kit




8891177 Lightbar Kit



8891178 Lightbar Kit




3020624 Remote Grease Kit



3020625 Stainless Steel Chain Lubricator Kit




3022060 Folding Spreader Ladder



3022963 Front Spill/Cab Shield



Anti-Ice Spray Bars



3026067 Lane Changing Chute



3020626 Crank up Chute Kit



3008560 Tailgate Lock Kit

For parts drawings and more information about all of our spreaders, visit SnowDogg.com



REPLACEMENT PARTS FOR MUNICIPAL HOPPER SPREADERS



SALTDogg SPREADERS

FOR THE FOLLOWING SPREADERS, UTILIZE THE REPLACEMENT PARTS LISTED BELOW:

1406657SSH, 1425657SSH, 1450657SSH, 1406757SSH, 1425757SSH, 1450757SSH, 1406863SSH, 1425863SSH, 1450863SSH, 1406969SSH, 1425969SSH, 1450969SSH

DESCRIPTION	PART NO.
Bearing (Take up)	3010603
Chain, Pintle (Main)	3010653
Chain, repair link for pintle	1401102RL
Chute	3012519
Gearbox, 1406657SSH	3019690
Gearbox, 1425657SSH	3010991
Gearbox, 1450657SSH	3010847
Gearbox, 1406757SSH	3019690
Gearbox, 1425757SSH	3010991
Gearbox, 1450757SSH	3010847
Gearbox, 1406863SSH	3019690
Gearbox, 1425863SSH	3010991
Gearbox, 1450863SSH	3010847
Gearbox, 1406969SSH	3019690
Gearbox, 1425969SSH	3010991
Gearbox, 1450969SSH	3010847
Jack assembly	3010443
Spinner (20" Diameter CCW)	9240020
Gearbox Sprocket	3010845
Idler Shaft Sprocket	3010846
Top screen, 1406657SSH, 1425657SSH, 1450657SSH	3020569
Top screen, 1406757SSH, 1425757SSH, 1450757SSH	3010116
Top screen, 1406863SSH, 1425863SSH, 1450863SSH	3010116
Top screen, 1406969SSH, 1425969SSH, 1450969SSH	3010116

FOR THE FOLLOWING SPREADERS, UTILIZE THE REPLACEMENT PARTS LISTED BELOW:

1421057SSH, 1451057SSH, 1461057SSH, 1421163SSH, 1451163SSH, 1461163SSH, 1421369SSH, 1451369SSH, 1461369SSH, 1421257SSH, 1451257SSH, 1461257SSH, 1421363SSH, 1451363SSH, 1461363SSH, 1421469SSH, 1451469SSH, 1461469SSH

DESCRIPTION	PART NO.
Bearing (Take up)	3010603
Chain, pintle (Main)	3010653
Chain, pintle (Main) for 1421363SSH, 1451363SSH, 1461363SSH	3015134
Chain, repair link for pintle	1401102RL
Chute	3012519
Gearbox, 1421057SSH	3010991
Gearbox, 1421163SSH	3010991
Gearbox, 1421257SSH	3010991
Gearbox, 1421363SSH	3010991
Gearbox, 1421369SSH	3010991
Gearbox, 1421469SSH	3010991
Gearbox, 1451057SSH	3010847
Gearbox, 1451163SSH	3010847
Gearbox, 1451257SSH	3010847

Gearbox, 1451363SSH	3010847
Gearbox, 1451369SSH	3010847
Gearbox, 1451469SSH	3010847
Gearbox, 1461057SSH	3019690
Gearbox, 1461163SSH	3019690
Gearbox, 1461257SSH	3019690
Gearbox, 1461363SSH	3019690
Gearbox, 1461369SSH	3019690
Gearbox, 1461469SSH	3019690
Jack assembly	3010443
Motor, hydraulic	CM004P
Spinner (20" Diameter CCW)	9240020
Sprocket, Gearbox	3010845
Sprocket, Idler shaft	3010846
1421057SSH, 1451057SSH, 1461057SSH Top Screen	3015554
Top screen, 1421163SSH, 1451163SSH, 1461163SSH	3015554
Top screen, 1421257SSH, 1451257SSH, 1461257SSH	3015129
Top screen, 1421363SSH	3015129
Top screen, 1421369SSH	3015554
Top screen, 1451363SSH	3015129
Top screen, 1451369SSH	3015554
Top screen, 1461363SSH	3015129
Top screen, 1461369SSH	3015554
Top screen, 1421469SSH, 1451469SSH, 1461469SSH	3015129

FOR THE FOLLOWING SPREADERS, UTILIZE THE REPLACEMENT PARTS LISTED BELOW:

1471056SSH, 1471156SSH, 1471256SSH, 1471456SSH

DESCRIPTION	PART NO.
Auger	3018003
Auger motor	62100001
Auger bearing	4F32SCR
Chute, Upper	3017758
Chute, Lower	3018242
Screen, lower	3017750
Seal kit	CM5K
Spinner, (18" diameter, CCW)	9240016
Spinner hub	924F0017A
Spinner motor	CM004P
Tie down kit	3010548
Top screen, 1471056SSH	(6) 3023854
Top screen, 1471156SSH	(6) 3017635
Top screen, 1471256SSH	(6) 3023850
Top screen, 1471456SSH	(8) 3017635

SPECIAL MOTORS, FLIGHTING, PAINT AVAILABLE CALL FOR QUOTE

STANDARD 8" SIDE PLATES HYDRAULIC DRIVE



- Hydraulic safety lockout system
- 18" polyurethane spinner with 7 gpm motor
- Standard, driver side, or center discharge
- 6" Auger w/ 3/8" flighting

Compares to: Henderson® TGS, Swenson® SAD

PART NO.	DESCRIPTION
92420A	Carbon Steel, direct drive, standard discharge
92420SSA	Stainless Steel, direct drive, standard discharge
92425SSA	Stainless Steel, direct drive, DS discharge
92428SSA	Stainless Steel, direct drive, center discharge
92430A	Carbon Steel, w/5:1 Gearbox, standard discharge
92430SSA	Stainless Steel, w/5:1 Gearbox, standard discharge

EXTENDED 15" SIDE PLATES HYDRAULIC DRIVE



- Hydraulic safety lockout system
- 18" polyurethane spinner with 7 gpm motor
- Standard or driver side discharge
- 6" Auger w/ 3/8" flighting
- Stainless steel construction

Compares to: Henderson® TGS, Swenson® SAD

PART NO.	DESCRIPTION
92421SSA	Direct drive, Std. discharge
92422SSA	Direct drive, Std. discharge, hard faced auger
92426SSA	Direct drive, DS discharge
92427SSA	Direct drive, DS discharge, hard faced auger

SPILL SHIELDS FOR 8" SIDE PLATE SPREADERS

PART NO.	DESCRIPTION
924F0106SSPR	Tailgate Spill Shields, Stainless Steel
924F0106PR	Tailgate Spill Shields, Black Powder Coat

ELECTRIC UTS SPREADERS STANDARD 8" SIDE PLATES



Part No. 3016934 - Contoller used with 92440SSA, 92441SSA, & 9035000

- **LARGE .75 HP** auger motor and **.5 HP** spinner motor
- 14" poly spinner
- Standard and center discharge
- 6" Auger w/ 3/8" flighting
- Stainless steel construction

Compares to: SnowEx® SP2200, Truckcraft® LC160, Swenson® SEL

PART NO.	DESCRIPTION
92440SSA	Direct drive, Std discharge
92441SSA	Direct drive, center discharge

HEAVY-DUTY 9" AUGER HYDRAULIC DRIVE



92450SSA shown with optional 92451SS berm chute

- Hydraulic safety lockout system
- 18" polyurethane spinner with 7 gpm motor
- Reversible driver or passanger side discharge
- Material can be discharged to either side. DS for spinner, PS for optional berm chute
- HD 9" diameter auger with 3/8" flighting
- Stainless steel construction
- Optional berm chute kit (92451SS)

PART NO.	DESCRIPTION
92450SSA	Direct drive, HD 9" dia. auger, 8" side plates
92452SSA	Direct drive, HD 9" dia. auger, 15" side plates
92451SS	Berm Chute Kit

For parts drawings and more information about all of our spreaders, visit SnowDogg.com



REPLACEMENT PARTS FOR UTS SPREADERS



SALTDOGG SPREADERS

UTS SERIES - HYDRAULIC	
DESCRIPTION	PART NO.
Auger - Standard Discharge	924F0081
Auger - Driver Side Discharge	3017487
Auger - Center Discharge	3024512
Auger Motor - Direct Drive Models	CM074P
Auger Motor - 5:1 Gearbox Models	CM034P
Spinner Motor - Hydraulic Models	CM004P
Auger Replacement Kit - Standard	924F0081AK
Auger Replacement Kit - Driver Side	3026661
Bearing, Auger	9240086
Auger Adapter, Poly, Hydraulic Models	9240083
Motor Adapter, Auger, Direct Drive Models Only	924F0084
Spinner and Hardware Kit, Stainless Steel	3006717A
Spinner and Hardware Kit, Carbon Steel	9242001A
Hub for spinner	924F0017A
Seal Kit - Hydraulic Motors	CMSK
Spinner (18" Dia., CCW)	3001472A
Vibrator Kit	3008046
Tray Latch Handle, CW - Carbon Steel	3027935
Tray Latch Handle, CCW - Carbon Steel	3027936
Tray Latch Handle, CW - Stainless Steel	3027109
Tray Latch Handle, CCW - Stainless Steel	3027110

UTS SERIES - ELECTRIC	
DESCRIPTION	PART NO.
Auger - Standard Discharge	924F0081
Auger - Center Discharge	3024512
Bearing, Auger	1410200
Gearbox, Auger	3013821
Motor, Auger	3014778
Motor, Spinner	3016309
Auger Adapter, Poly, Electric Models	3014858
Controller	3016934
Rocker Switch, Controller	3014462
Motor Cover, Spinner	3017174
Spinner (14" Dia., CCW)	3016394
Bottom Tray Cam Handle , CW - Stainless Steel	3027109
Bottom Tray Cam Handle , CCW - Stainless Steel	3027110
Vibrator Kit	3008046
Wire Harness	3016944
Repair Kit - Spinner Connection	3017238
Repair Kit - Auger Connection	3024738
Repair Kit - Truck Side Spinner/Auger Connector	3017233

REPLACEMENT TAILGATE SPREADER HYDRAULIC OR ELECTRIC DRIVE



- Replaces standard dump tailgates
- Ideal for dump bodies with low ground clearance
- 304 Stainless Steel
- Material spread up to 25'
- Center or Driver Side Discharge Models
- Electric or Direct Hydraulic Drive Models
- 6" diameter auger with 3/8" dual flighting
- Hinged, full-length trough for easy clean out
- 18" Poly spinner

PART NO.	DESCRIPTION
9035100	Electric Drive, Center discharge
9035101	Electric Drive, DS discharge
9035102	Hydraulic Drive, Center discharge
9035103	Hydraulic Drive, DS discharge

9035000 - REPLACEMENT TAILGATE SPREADER	
DESCRIPTION	PART NO.
Auger, Center Discharge	3032188
Auger, Driver Side Discharge	3032191
Bearing, Auger, Motor End Electric	1410200
Bearing, Auger	9240086
Gearbox, Auger	3013821
Motor, Auger, Electric	3014778
Motor, Auger, Hydraulic	CM074P
Motor, Spinner, Electric	3016309
Motor, Spinner, Hydraulic	CM004P
Auger Adapter, Poly, Electric	3014858
Auger Adapter, Poly, Hydraulic	9240083
Spinner, Electric, 14"	3016394
Spinner, Hydraulic, 18"	3001472A
Bottom Tray Cam Handle, SST, CW	3027109
Bottom Tray Cam Handle, SST, CCW	3027110
Controller, Electric	3016934
Rocker Switch, Controller	3014462

COMBINES DUMP BODY & CONVEYOR SPREADER FOR YEAR-ROUND FUNCTION



dual auger
option shown

also shown with LS11
and electric tarp system



Spread Material: bulk salt, bulk sand, salt & sand mix

Feed Mechanism: 30.25" wide conveyor with 1/2" bars on every link or dual 7" auger drive

Power Source: hydraulic


- 304 stainless steel construction.
- 9' – 15' lengths
- Removable conveyor cover plate
- Twin air cylinder tailgate latch
- LED DOT truck lights and rear strobes

Available Options:


- Cab shield: half or full length
- Ladder
- Top Screens
- Electric Tarp
- Under chain floor pan
- Pre-wet
- Anti-ice
- Central hydraulics




Mailhot® multi-stage, double-acting, nitrided cylinder, trunnion-mounted hoist




30.25" wide conveyor with 1/2" bars



Optional dual 7" auger drive



Dual air tailgate cylinders standard



"Hex flow" chute and 24" spinner with adjustable baffles for optimal spread pattern



Unique, roll-formed sides and cross memberless floor design

For parts drawings and more information about all of our spreaders, visit SnowDogg.com

WALK BEHIND SPREADERS



SALTDogg SPREADERS

WB101G & WB201G PROFESSIONAL GRADE WALK BEHIND

WB150BG & WB250BG PROFESSIONAL GRADE BULK WALK BEHIND



- Spread range up to 24ft.
- Fully-welded frame
- 1.5 cubic feet poly hopper, 100 lbs
- 13" pneumatic tires with solid axle
- Flow regulator with solid control linkage
- 3-flap adjustable poly deflector with fixed rear deflector
- Hopper screen and plastic rain cover
- Commercial grade alloy gears in enclosed gearbox
- Grease fitting on gearbox

Large single flow gate for bulk & bagged material

- Spread range up to 24ft.
- Fully-welded frame
- 1.5 cubic feet poly hopper, 100 lbs
- 13" pneumatic tires with glass filled nylon reinforced wheels and solid axle
- Flow regulator with solid control linkage
- 3-flap adjustable poly deflector with fixed rear deflector
- Hopper screen and plastic rain cover
- Commercial grade alloy gears in enclosed gearbox
- Grease fitting on gearbox

Compares to:
SnowEx® SP-65 SP-85, SP85SS, Meyer® Hotshot 100HD, Western® WB100B

WB100B, WB200B, WB101G, WB201G REPLACEMENT PARTS

DESCRIPTION	PART NO.
Drive gear	3012680
Restrictor plate	3012702
Restrictor clamp	3009218
Restrictor plate screw	3009219
Spinner	3012696
Spinner shaft support	3012695
Wheel	3014857

SPECIFICATIONS	WB101G	WB201G	WB150BG	WB250BG
IDEAL USE	Commercial/Residential	Commercial/Residential	Commercial/Residential	Commercial/Residential
FRAME CONSTRUCTION	Steel	Stainless Steel	Steel	Stainless Steel
CAPACITY	1.67 cu ft/100 lb	1.67 cu ft/100 lb	1.67 cu ft/100 lb	1.67 cu ft/100 lb
DIMENSIONS (H X W X D)	31.5" x 26.5" x 40"	31.5" x 26.5" x 40"	31.5" x 26.5" x 40"	31.5" x 26.5" x 40"
WEIGHT	43 lbs. (19.5 kg)	43 lbs. (19.5 kg)	42 lbs. (19.5 kg)	42 lbs. (19.5 kg)
SPINNER	9" (22.9 cm) poly	9" (22.9 cm) poly	9" (22.9 cm) poly	9" (22.9 cm) poly
SPREAD WIDTH	3-24 feet	3-24 feet	3-24 feet	3-24 feet
CONTROL	Manual Lever	Manual Lever	Manual Lever	Manual Lever

TB150BG TOW BEHIND SPREADER



NEW

TB150BG

Comes with tow-bar for small tractors, utility vehicles & ATVs

- Large single flow gate for bulk and bagged material
- Spread range up to 24ft.
- Fully-welded frame
- 1.5 cubic feet poly hopper, 100 lbs
- 13" pneumatic tires with glass filled nylon reinforced wheels and solid axle
- Flow regulator with solid control linkage
- 3-flap adjustable poly deflector with fixed rear deflector
- Hopper screen and plastic rain cover
- Commercial grade alloy gears in enclosed gearbox
- Grease fitting on gearbox

PART NO.	FRAME MATERIAL	WT.
TB150BG	Steel	31 lbs.

WB400 DROP SPREADER



SHIPS VIA UPS

- Drop spread range 44 in.
- Stainless steel main frame, discharge, auger and shaft assembly
- 2.5 cubic feet poly hopper, 200 lbs max
- 13" pneumatic tires
- Flow regulator with solid control linkage
- Hopper screen, removable
- Plastic rain cover

Compares to: SnowEx® SD-95, Meyer® Hotshot 100, Western® WB-160D

PART NO.	WT.
WB400	67 lbs.

ATVS15A ATV SPREADER



SHIPS VIA UPS



- 15 gallon capacity
- Quick detachable mounting bracket
- Spread width up to 30'
- Adjustable shut-off gate
- 8-1/2' power cable w/ ON/OFF switch
- 12 VDC, 5 AMP
- Gravity feed
- Spreads dry free flowing materials

PART NO.	DESCRIPTION	WT.
ATVS15A	ATV Salt Spreader	39 lbs.

UTVS16 REPLACEMENT PARTS

DESCRIPTION	PART NO.
Lid	3009308
Motor	3000966
Spinner Disk	3013824

UTVS16 UTV SPREADER



SHIPS VIA UPS



- 15 gallon capacity
- 2" receiver mount
- Quick detachable mounting bracket
- Spread width up to 30'
- Adjustable shut-off gate
- 8-1/2' power cable w/ ON/OFF switch
- 12 VDC, 5 AMP
- Gravity feed
- Spreads dry free flowing materials

PART NO.	DESCRIPTION	WT.
UTVS16	UTV Salt Spreader	57.5 lbs.

UTVS16 REPLACEMENT PARTS

DESCRIPTION	PART NO.
Lid	3009308
Motor	3000966
Spinner Disk	3013824

For parts drawings and more information about all of our spreaders, visit SnowDogg.com

LIQUID SPRAY PRE-WET SYSTEMS



SALTDogg
SPREADERS

FEATURES

- 12 VDC, 3 GPM/45 PSI electric diaphragm pump
- Hydraulic Drive: 4.5 GPM @ 1,750 RPM (150 PSI) with Proportioning Valve, Bronze pump, bronze gears, stainless steel shaft
- 30-gallon polymer reservoir (48" L x 13" W x 14" T), LS6 LS7, LS8
- 30-gallon polymer reservoir (24" L x 19" W x 22" T), LS9
- 55-gallon polymer reservoir (34" L x 23" W x 26" T), LS1 & LS3
- 105-gallon polymer reservoir (69" L x 20" W x 25" T), LS4 & LS5
- 120-gallon polymer reservoir (60" L x 12" W x 43" T), LS12
- 160-gallon polymer reservoir (92" L x 26" W x 27" T), LS11
- 400-gallon polymer reservoir (151" L x 28" W x 33" T), LS10
- Low Pressure – empty tank light/buzzer indicator
- In-cab variable speed pump control (electric models)

- Adjustable Hydraulic proportioning valve (hydraulic models)
- Systems include tank, pump, cab controller, hoses, fittings, ball valve, filter, wiring, connectors, stainless steel brackets & tie-downs
- Enclosed pump system for corrosion resistance
- 304 stainless steel mounts

BENEFITS


- Provides more efficient salt distribution with fewer applications required
- Speeds the melting process and works at lower temperatures than salt
- Residual material on the pavement lasts longer
- Easy to use and maintain

OPTIONAL

- Flow meter




LS1 & LS3 (55 gal. poly reservoir)




LS4 & LS5 (105 gal. poly reservoir)



LS4T (tailgate mount 105 gal. poly reservoir)



LS6 (30 gal. poly reservoir)



LS7 & LS8 (30 gal. poly reservoir)



LS9 (30 gal. poly reservoir)



LS10 (two, 400 gal. poly reservoirs)




LS11 (two, 160 gal. poly reservoirs)



LS12 (120 gal. poly reservoir)



PART NO.	DESCRIPTION	FITS	WT.
LS1	12 VDC, Cab Control, 55 Gal. Poly Reservoir, V-Box Mount	4 cu. yd. +	148 lbs.
LS2	12 VDC, Cab Control, Reservoir Excluded, V-Box Mount	Universal	23 lbs.
LS3	12 VDC, Cab Control, Two 55 Gal. Poly Reservoirs, V-Box Mount	4 cu. yd. +	210 lbs.
LS4	12 VDC, Cab Control, 105 Gal. Poly Reservoir, V-Box Mount	3.5 & 6 cu. yd. +	319 lbs.
LS4H	Hydraulic, Cab Control, 105 Gal. Poly Reservoir, V-Box Mount	3.5 & 6 cu. yd. +	351 lbs.
LS4T	12 VDC, Tailgate Mount, Cab Control, 105 Gal. Poly Reservoir	24" + tall tailgates	325 lbs.
LS4TH	Hydraulic, Tailgate Mount, Cab Control, 105 Gal. Poly Reservoir	24" + tall tailgates	357 lbs.
LS5	12 VDC, Cab Control, Two 105 Gal. Poly Reservoirs, V-Box Mount	3.5 & 7 cu. yd. +	348 lbs.
LS5H	Hydraulic, Cab Control, Two 105 Gal. Poly Reservoirs, V-Box Mount	3.5 & 7 cu. yd. +	380 lbs.
LS6	12 VDC, Cab Control, 30 Gal. Poly Reservoir, V-Box Mount	SHPE1500 & SHPE2000 Series	116 lbs.
LS7	12 VDC, Cab Control, 30 Gal. Poly Reservoir, V-Box Mount	1400 Series	85 lbs.
LS8	12 VDC, Cab Control, Two 30 Gal. Poly Reservoir, V-Box Mount	1400 Series	197 lbs.
LS8H	Hydraulic, Cab Control, Two 30 Gal. Poly Reservoir, V-Box Mount	1400 Series	229 lbs.
LS9	12 VDC, Cab Control, 30 Gal. Poly Reservoir, Frame Mount	Universal Truck Frame	76 lbs.
LS9H	Hydraulic, Cab Control, 30 Gal. Poly Reservoir, Frame Mount	Universal Truck Frame	103 lbs.
LS10	12 VDC, Cab Control, Two 400 Gal. Poly Reservoir, V-Box Mount	12' – 16' Spreaders	814 lbs.
LS10H	Hydraulic, Cab Control, Two 400 Gal. Poly Reservoir, V-Box Mount	12' – 16' Spreaders	846 lbs.
LS11	12 VDC, Cab Control, Two 160 Gal., Poly Reservoirs, MDS Mount	MDS Series	475 lbs.
LS11H	Hydraulic, Cab Control, Two 160 Gal., Poly Reservoirs, MDS Mount	MDS Series	507 lbs.
LS12	12 VDC, Cab Control, Two 160 Gal., Poly Reservoirs, Between Cab & Body, Universal	Between Cab & Body	300 lbs.
LS12H	Hydraulic, Cab Control, Two 160 Gal., Poly Reservoirs, Between Cab & Body, Universal	Between Cab & Body	330 lbs.
LS102	Enclosure Assembly, Electric, 3.0 GPM w/ Cab Controller	—	16 lbs.
LS102H	Enclosure Assembly, Hydraulic, 4.5 GPM w/ Cab Controller	—	43 lbs.



LS102 - Electric Enclosure



LS102H - Hydraulic Enclosure with Proportioning Valve; flow meter optional



WSE1 - Electric Controller



WSE75 - Hydraulic Controller

For parts drawings and more information about all of our spreaders, visit SnowDogg.com

POLYETHYLENE TANKS



SALTDogg
SPREADERS

POLYETHYLENE TANKS

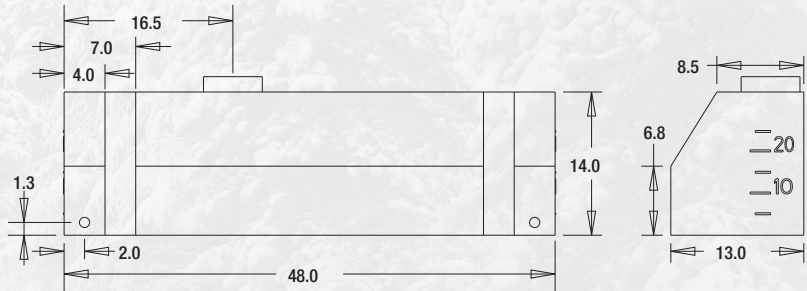
- Produced out of all-virgin, medium-density polyethylene with ultraviolet (UV) inhibiting stabilizers, allowing for long-term outdoor storage.
- The recommended max contact operating temperature is 110°F.

- Approved for:
 - Potable Water
 - Agricultural Chemicals
 - Industrial Chemicals
 - Other Non-Flammable Liquids
 - Tanks not intended for fuel storage

NEW



used on LS6, LS7, LS8



PART NO.	CAPACITY	DIMENSIONS (LxWxH)	PORTS	WT. (LBS.)
3036808	30 gal	48" x 13" x 15.5"	(2) 3/4" NPT Ports	25

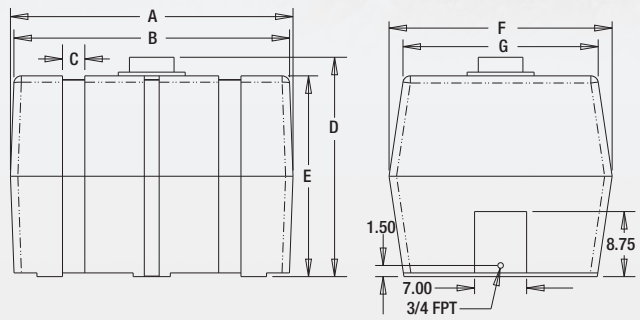


used on LS9

82123909

82123919

82123929

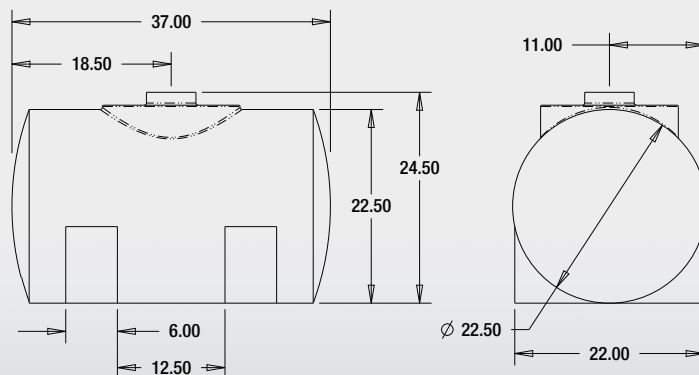


PART NO.	A	B	C	D	E	F	G
82123909	23	24	2.5	22.5	20	19	18
82123919	38	37	2.5	22.5	20	19	18
82123929	38	37	3	29.5	27	30	26

PART NO.	CAPACITY	DIMENSIONS (LxWxH)	PORTS	WT. (LBS.)
82123909	30 gal	24" x 19" x 22"	3/4" FPT Port	18
82123919	50 gal	38" x 19" x 22"	3/4" FPT Port	25
82123929	100 gal	38" x 30" x 29"	3/4" FPT Port	40



used on LS1 & LS3



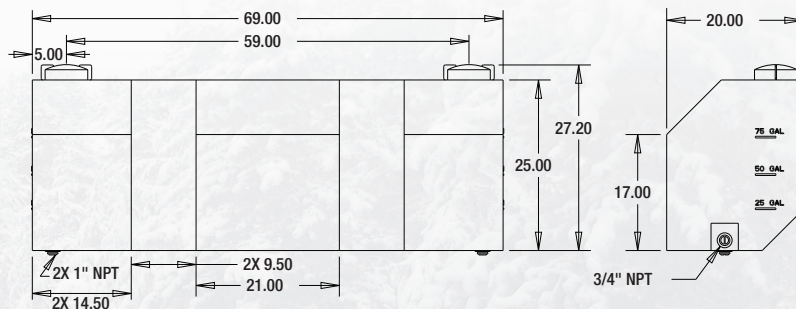
PART NO.	CAPACITY	DIMENSIONS (LxWxH)	PORTS	WT. (LBS.)
WSE26	55 gal	37" x 22" x 23"	3/4" NPT Port	51

POLYETHYLENE TANKS

SALTDogg
SPREADERS



used on LS4 & LS5

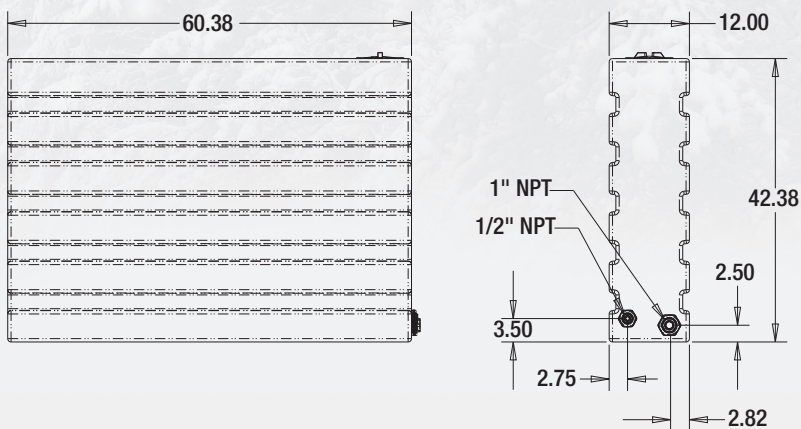


PART NO.	CAPACITY	DIMENSIONS (LxWxH)	PORTS	WT. (LBS.)
3010816	105 gal	63" x 20" x 26.5"	(2) 3/4" NPT Ports, (2) 1" NPT Ports	62

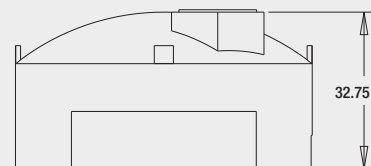
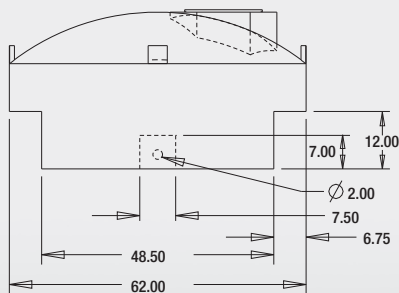
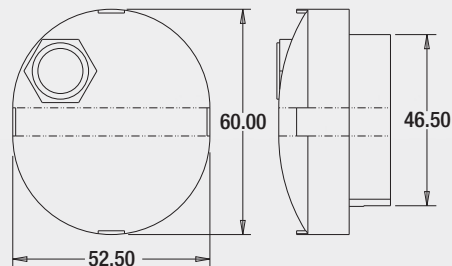
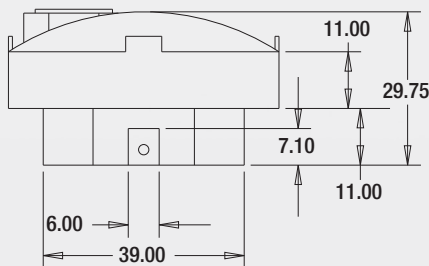


shown with optional 3033887 galvanized frame

used on LS12



PART NO.	CAPACITY	DIMENSIONS (LxWxH)	PORTS	WT. (LBS.)
3030139	120 gal	60.38" x 12" x 42.38"	1/2" NPT Port, 1" NPT Port	206
3033887	-	Galvanized frame for 3030139	-	105



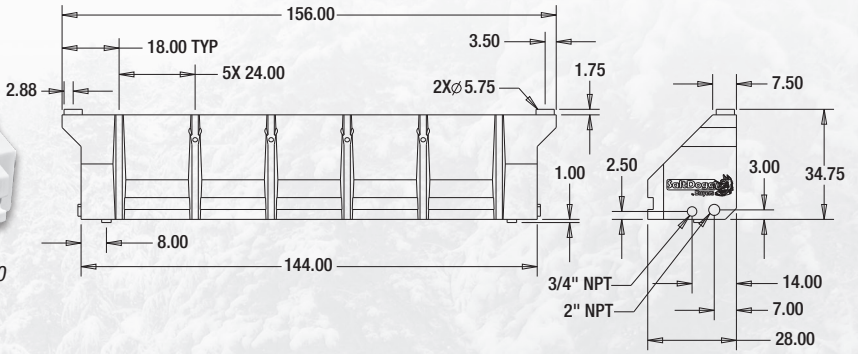
PART NO.	CAPACITY	DIMENSIONS (LxWxH)	PORTS	WT. (LBS.)
82124639	210 gal	60" x 52.5" x 29.75"	2" FPT Port	90
82124649	325 gal	63-5/16" x 52.5" x 32.75"	2" FPT Port	110

For parts drawings and more information about all of our spreaders, visit SnowDogg.com

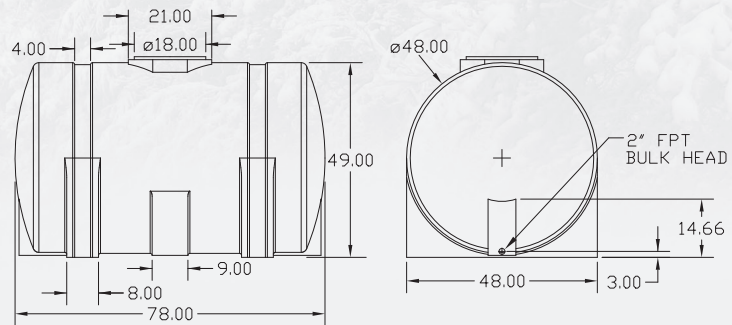
POLYETHYLENE TANKS



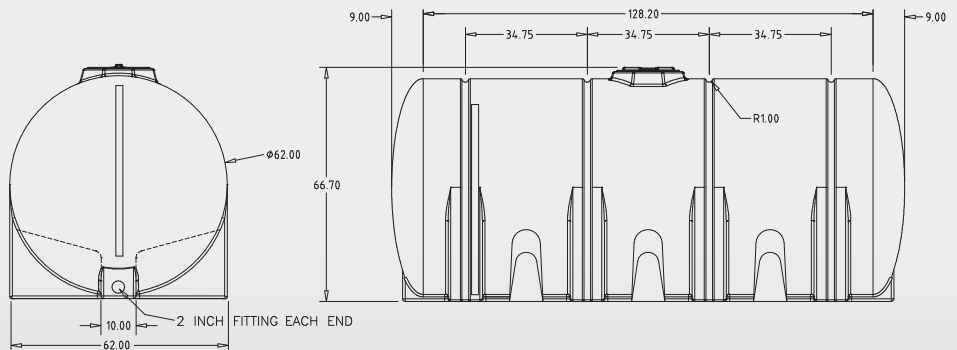
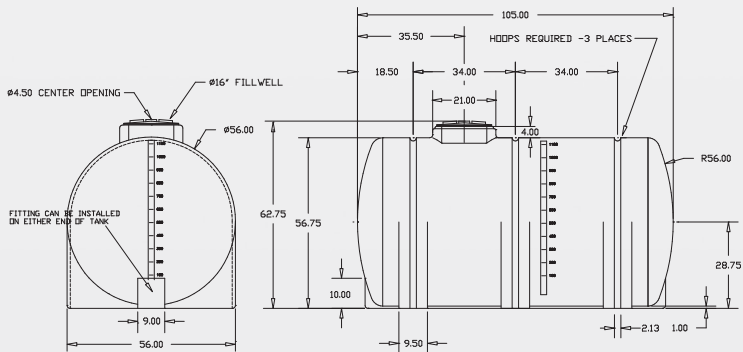
SALTDogg SPREADERS



PART NO.	CAPACITY	DIMENSIONS (LxWxH)	PORTS	WT. (LBS.)
3026538	400 gal	156" x 28" x 35"	(4) 3/4" NPT Ports, (2) 2" NPT Ports	255.5



PART NO.	CAPACITY	DIMENSIONS (LxWxH)	PORTS	WT. (LBS.)
82124269	550 gal	78" x 48" x 49"	2" FPT Port	160



PART NO.	CAPACITY	DIMENSIONS (LxWxH)	PORTS	WT. (LBS.)
3027742	1,065 gal	105" x 56" x 62.75"	2" FPT Port	540
3035110	1,750 gal	146" x 62" x 67"	2" FPT Port	340

ANTI-ICE SYSTEMS

- Available in 1,065, 1,750 or 3,000 gallon polyethylene tanks for single, tandem, and tri-axle applications
- High-Density, UV stabilizing, polyethylene tank with 16" manway
- Adjustable spray nozzles accommodate various flow rates and adjustable patterns
- Manifold type fittings provide simple connections
- 50, 100, & 230 GPM hydraulic driven pump with stainless steel liner
- 1-3 lane stainless steel spray bar with individual, solenoid operated, lane control (left, center, right), single lane available
- Hydraulic or gas engine powered liquid pumps
- Can be configured for dump stands, chassis mount, hook lift, or dump stands
- Optional GPS proportional ground speed controller and flow meter
- Optional powder coated or galvanized leg stands with front and side rollers, gas engine drive, dump tailgate latch and hose reel kits



1,065 Gal system

1,750 Gal system



IN-BED LIQUID SPRAY SYSTEMS

- 2" hitch mounted liquid spray system
- 210, 325 or 550 gallon poly reservoir tanks
- 6 gallons per minute diaphragm pump dispenses up to 50 gallons per lane mile
- 12 VDC, 28 amps max, rear quick connect harness
- In-cab on/off control, standard. Pressure switch activates pump on demand
- Quick Detach PVC spray bar
- Stainless steel pump cover w/ LED license plate light
- Quick and simple, one-person installation with hitch pin.
- Optional: 3/8"x50' hose reel with adjustable hand-held spray nozzle for side walks, bus shelters and hard to reach areas.



6190550


6190325



	PART NO.	DESCRIPTION	WT.
NEW	6190210	210 Gal. Poly Reservoir, with spraybar and 7 GPM pump	160 lbs.
NEW	6190325	325 Gal. Poly Reservoir, with spraybar and 7 GPM pump	180 lbs.
NEW	6190550	550 Gal. Poly Reservoir, with spraybar and 7 GPM pump	230 lbs.
	6190000	System w/o Reservoir	70 lbs.
	6191000	Hose reel w/ adj. spray nozzle	52 lbs.

For parts drawings and more information about all of our spreaders, visit SnowDogg.com

PUSH FRAME ASSEMBLY



PART NO.	DESCRIPTION	OEM PART NO.
1304770	Push Frame Assembly RT3V, 06+	TFR09708

CUTTING EDGES, HIGH CARBON STEEL



PART NO.	DESCRIPTION	OEM PART NO.
1304750	3/8" x 6" x 90"	STB03071
1304749	1/4" x 6" x 84", Sport-Duty	STB09544
1304751	1/2" x 6" x 90"	STB03002
1304752	1/2" x 6" x 96"	STB03003
1304753	1/2" x 6" x 102"	STB03072
1304754	1/2" x 6" x 108"	STB03242
1304755	1/2" x 6" x 120"	STB07537
1304757	1/2" x 8" x 96", Super-Duty XT	STB00317
1304758	1/2" x 8" x 102", Super-Duty XT	STB00318
1304759	1/2" x 8" x 108", Super-Duty XT	STB00319

See pgs. 103-104 for detailed dimensions.

CUTTING EDGES, HALF, V-PLOW




PART NO.	DESCRIPTION	OEM PART NO.
1304760	Half, 7'6" V-Plow, 1/2"x6"x43.88"	BAX00097
1304761	Half, 8'2" V-Plow, 1/2"x6"x47.88"	BAX00098
1304762	Half, 9'2" V-Plow, 1/2"x6"x53.88"	BAX00099
1304763	Half, 10' V-Plow, 5/8"x6"x59.125"	BAX07627

WING EXTENSION CUTTING EDGE



PART NO.	DESCRIPTION	OEM PART NO.
1304766	Wing Extension Cutting Edge, 2009+	BAX08057

DEFLECTOR KIT



PART NO.	DESCRIPTION	OEM PART NO.
1304779	Univeral Deflector Kit	MSC01565

CUTTING EDGE NUTS & BOLTS



PART NO.	DESCRIPTION	OEM PART NO.
1301060	Set of 9 (1/2" x 2")	BAX00034
1301064	Set of 10 (5/8" x 2")	BAX00096

BULK - CUTTING EDGE NUTS & BOLTS

PRODUCTS SOLD IN PACKAGES OF 1200 PIECES, PRICED PER PIECE.

PART NO.	DESCRIPTION
FCB050013200	Zinc Carriage Bolt, 1/2"-13 x 2" Grade 5
FNE050013053	Nylon Lock Nut, 1/2"-13 Zinc

PRODUCTS SOLD IN PACKAGES OF 550 PIECES, PRICED PER PIECE.

PART NO.	DESCRIPTION
FCB063011250	Zinc Carriage Bolt, 5/8"-11 x 2 1/2" Grade 5
FNE063011069	Nylon Lock Nut, 5/8"-11 Zinc

HEAVY-DUTY PLOW SHOE ASSY.



PART NO.	DESCRIPTION	OEM PART NO.
1304711	Plow Shoe Assy, Outer Shoe	MSC01501
1304712	Plow Shoe Assy, Center Shoe	MSC01570
1304713	Plow Shoe Assy, Trip Edge	TRP07880

REPLACEMENT PARTS FOR BOSS® SNOWPLOWS

TRIP SPRING



1304717

PART NO.	DESCRIPTION	OEM PART NO.
1304715	Trip Spring, 14-1/2"	MSC01509
1304716	Trip Spring, 17-7/8"	MSC07705
1304717	Trip Spring, UTV, POWER-V, XT	MSC13071

HYDRAULIC HOSES

- Neoprene cover
- Nitrile inner tube
- Steel braid reinforced
- Trivalent plated carbon steel ends



PART NO.	DESCRIPTION	OEM PART NO.
1304722	1/4" x 12"	HYD01696
1304724	1/4" x 15"	HYD07020
1304721	1/4" x 15.5"	HYD01695
1304729	1/4" x 18"	HYD09922
1304730	1/4" x 30"	HYD12825
1304728	3/8" x 34"	HYD01810
1304726	3/8" x 40"	HYD07575
1304725	3/8" x 42"	HYD07042
1304727	3/8" x 44"	HYD07714
1304723	3/8" x 48"	HYD01707

CYLINDERS



PART NO.	DESCRIPTION	OEM PART NO.
1304700	Power Angling Cylinder 1-1/2" x 10"	HYD01603
1304704	Power Angling Cylinder 1-1/2" x 10"	HYD08830
1304701	Power Lift Cylinder 1-1/8" x 10"	HYD07013

Cylinder pictured is for reference only actual cylinder style may vary.
*See pg. 105 for detailed dimensions


SWIVEL ELBOWS & BREATHER



1304737




1304739



1304738

PART NO.	DESCRIPTION	OEM PART NO.
1304737	90° Swivel Elbow, 3/8" MOR x 3/8" FPS	HYD01620
1304738	90° Swivel Elbow, 3/8" MP x 3/8" FPS	HYD07018
1304739	Breather, 1/4" MP	HYD07078

PIN KITS



1304780



1304785



1304782



1304786

PART NO.	DESCRIPTION	OEM PART NO.
1304780	Pin Kit, Kickstand Spring	MSC03807
1304781	Pin Kit, Coupler Spring	MSC04675
1304782	Pin Kit, Coupler Spring, 10Ft Plow	MSC07699
1304783	Pin Kit, Threaded Pin, Horizontal Hinge, 10Ft V	MSC09664
1304784	Pin Kit, Pivot	MSC04251
1304785	Pin Kit, Threaded Pin, Horizontal Hinge	MSC09649
1304786	Pin Kit, Clevis, Lift Cylinder	MSC05674

PLOW KICKSTAND



PART NO.	DESCRIPTION	OEM PART NO.
1304710	Plow Kickstand	STB03220

BOSS
PLOW PARTS

SOLENOID



PART NO.	DESCRIPTION	OEM PART NO.
1304719	Solenoid w/ hardware	HYD01633

POWER/GROUND CABLE



1304740



1304741

PART NO.	DESCRIPTION	OEM PART NO.
1304740	90" Power/Ground Cable (Vehicle Side)	HYD01684
1304741	36" Power/Ground Cable (Plow Side)	HYD01690

HIGH & LOW BEAM BULB



1304797

PART NO.	DESCRIPTION	OEM PART NO.
1304797	Bulb, H9, High Beam, 2008+	MSC11107
NEW 1304796	Low Beam Replacement Bulb	MSC1106

HARNES REPAIR KIT



1304744



1304745


PART NO.	DESCRIPTION	OEM PART NO.
1304744	Harness Repair Kit, Connector w/Pigtail, 13-pin, Plow Side (male)	MSC04754
1304745	Harness Repair Kit, Connector w/Pigtail, 13-pin, Vehicle Side (female)	MSC04753

STRAIGHT BLADE PLOWS CONTROLLER



PART NO.	DESCRIPTION	OEM PART NO.
1306903	Hand Controller for Straight Blade Plows, Red Faceplate	STB0962
1306930	Harness Adapter	-

EYE BOLT KITS



1304777

PART NO.	DESCRIPTION	OEM PART NO.
1304776	Eye Bolt Kit, 5/8 x 4-1/4"	MSC05056
1304777	Eye Bolt Kit, 1/2 x 5-1/2"	HDW01744

BLADE GUIDES



PART NO.	DESCRIPTION	OEM PART NO.
1308200	Blade Guide Assembly	MSC01870

BOSS
PLOW PARTS

REPLACEMENT PARTS FOR CURTIS® SNOWPLOWS

CUTTING EDGES, HIGH CARBON STEEL



PART NO.	DESCRIPTION	OEM PART NO.
1304800	3/8" x 6" x 90"	1TBP49A
1304801	3/8" x 6" x 96"	1TBP49B
1304804	1/2" x 6" x 90"	-
1304805	1/2" x 6" x 96"	-
1304802	1/2" x 6" x 102"	1TBP49J
1304803	1/2" x 6" x 108"	1TBP49C

See pgs. 103-104 for detailed dimensions.

MOTOR

- Either post can be grounded



PART NO.	DESCRIPTION	OEM PART NO.	LIST
1304812	12VDC Motor	1TBM8	221.18

TRIP SPRING



PART NO.	DESCRIPTION	OEM PART NO.
1304815	Trip Spring	1TBP33

TORSION SPRINGS



PART NO.	DESCRIPTION	OEM PART NO.
1304847	Torsion Spring, DS (LH)	1TBP33A-1
1304848	Torsion Spring, PS (RH)	1TBP33A-2

EYEBOLT



PART NO.	DESCRIPTION	OEM PART NO.
1304814	Eyebolt w/Nuts	1TBP34


ORANGE BLADE MARKER



PART NO.	DESCRIPTION	OEM PART NO.
1304818	Blade Marker	1TBP37

SOLENOID

- Intermittent duty
- 100 Amp



PART NO.	DESCRIPTION	OEM PART NO.
1304819	12V Solenoid	1TBP61A

HOSES




PART NO.	DESCRIPTION	OEM PART NO.
1304830	Jack, 26 1/2"	1TBP98A
1304831	Lift, 37 1/2"	1TBP98B
1304832	Right Angle, 19"	1TBP98C
1304833	Left Angle, 28"	1TBP98D

CURTIS
PLOW PARTS

A-FRAME

- Works with Minute Mount HD



PART NO.	DESCRIPTION	OEM PART NO.	LIST
1316305	A-Frame	8627	310.00

CUTTING EDGES, HIGH CARBON STEEL



PART NO.	DESCRIPTION	OEM PART NO.
1301300	3/8" x 6" x 90"	5532
1301302	1/2" x 6" x 90", X-Plow	28575
1301303	1/2" x 6" x 90"	50678
1301305	1/2" x 6" x 96"	5533
1301307	1/2" x 6" x 96", X-Plow	27580/27426
1301308	1/2" x 6" x 102"	26460
1301309	1/2" x 6" x 102", X-Plow	27585/28391
1301310	1/2" x 6" x 108"	5534
1301312	1/2" x 6" x 108", X-Plow	27590/27427
1301315	1/2" x 6" x 120"	3507
1301301	5/8" x 6" x 90"	—
1301306	5/8" x 6" x 96"	—
1317005	5/8" x 8" x 96"	—
1301311	5/8" x 6" x 108"	—
1301281	5/8" x 6" x 120"	—

See pgs. 103-104 for detailed dimensions.

STEEL CUTTING EDGES, HALF, V-PLOW



PART NO.	DESCRIPTION	OEM PART NO.
1311202	Half, 7-1/2' XV, 1/2" x 6" x 34.81"	44996
1311203	Half, 8-1/2' XV, 1/2" x 6" x 40.81"	44997
1311204	Half, 9-1/2' XV, 1/2" x 6" x 46.81"	44898


CUTTING EDGES, RUBBER



PART NO.	DESCRIPTION	NUMBER OF SLOTS
1312220	1-1/2" x 10" x 90"	8
1312225	1-1/2" x 10" x 96"	8
1312226	1-1/2" x 10" x 96"	10
1312230	1-1/2" x 10" x 108"	11


All rubber cutting edges, call for pricing.

V-PLOW CENTER EDGES, STEEL + RUBBER



PART NO.	DESCRIPTION	OEM PART NO.
1312202	Rubber Cutting Edge, EZ-V	63508
1304402	Flap Mounting Plate DS, EZ-V	63510
1304403	Flap Mounting Plate PS, EZ-V	63509
1304410	Center Flap Kit w/ hdw, EZ-V (Includes 1312202, 1304402, 1304403)	26858
1311206	Cutting Edge, Center, PS, Steel, XV, MVPP	44890
1311207	Cutting Edge, Center, DS, Steel, XV, MVPP	44891
1311208	Cutting Edge Kit, Centers, Steel, XV, MVPP	44894

BACK DRAGS



PART NO.	DESCRIPTION	OEM PART NO.
1311215	Back Drag, XV, 7-1/2'	44281-2
1311216	Back Drag, XV, 8-1/2'	44282-2
1311217	Back Drag, XV, 9-1/2'	44283-2

CUTTING EDGE NUTS & BOLTS



PART NO.	DESCRIPTION	OEM PART NO.
1301350	Carriage Bolt, 1/2" x 2" Grade 5 w/Locknut (9 pcs.)	5551
1301355	Carriage Bolt, 5/8" x 2-1/2" Grade 5 w/Locknut (12 pcs.)	5572

BULK - CUTTING EDGE NUTS & BOLTS

PRODUCTS SOLD IN PACKAGES OF 1200 PIECES, PRICED PER PIECE.

PART NO.	DESCRIPTION
FCB050013200	Zinc Carriage Bolt, 1/2"-13 x 2" Grade 5
FNE050013053	Nylon Lock Nut, 1/2"-13 Zinc

PRODUCTS SOLD IN PACKAGES OF 550 PIECES, PRICED PER PIECE.

PART NO.	DESCRIPTION
FCB063011250	Zinc Carriage Bolt, 5/8"-11 x 2 1/2" Grade 5
FNE063011069	Nylon Lock Nut, 5/8"-11 Zinc

FISHER PLOW PARTS

REPLACEMENT PARTS FOR FISHER® SNOWPLOWS

FLEXIBLE BLADE GUIDES



1308300

PART NO.	DESCRIPTION	OEM PART NO.
1308300	Flexible Blade Guides (1 pair) w/Hardware	7906K
1308103	Blade Guide Kit, 24" Stud Base, 3/8-16 Thread	-

SHOE PARTS




PART NO.	DESCRIPTION	OEM PART NO.
1303300	6" Anti-Wear Shoe Assy.	A5516/26523
1303305	7" Anti-Wear Shoe Assy.	A5517
1303310	Shoe Tube Holder	6821
1303315	Shoe Spacer	307-1
1303320	Shoe Pin	308K

TRIP SPRINGS



PART NO.	DESCRIPTION	OEM PART NO.
1302305	Trip Spring Assembly	A3770
1302308	Trip Spring Bolt	91003
1302309	Trip Spring Nut	90353
1302310	Trip Spring	27406/305
1302315	Spring Bar (replaces B403)	6631

PLOW JACK LEG




PART NO.	DESCRIPTION	OEM PART NO.
1315205	Plow Jack Leg	27462

MOTOR SOLENOIDS

- Continuous duty



1306400



*1306401

PART NO.	DESCRIPTION	OEM PART NO.
1306400	Motor Solenoid, 100 AMP	5794
1306401*	Motor Solenoid, 150 AMP	5794K-1

*1306401 works on all models.

POWER ANGLING & LIFT CYLINDERS



PART NO.	DESCRIPTION	OEM PART NO.
1304300	1-1/2" x 12", Angle	20117K
1304305	1-1/2" x 10", Lift	20116K
1304310	2" x 16", Angle	A5166K
1304217	2" x 10", Double Acting, Angle (V-Plow)	56709F
1304311	1-1/2" x 6", Single Acting, Lift	56718
1304312	1-1/2" x 12", Single Acting, Angle w/Polypak	56603K

Cylinder pictured is for reference only actual cylinder style may vary. See pg. 105 for detailed dimensions


SEAL KITS & PACKING NUTS



PART NO.	DESCRIPTION	OEM PART NO.
1305300	Packing Set, 1-1/2"	339K
1305305	Packing Set, 2"	3623
1305310	Packing Nut, 1-1/2"	5763
1305315	Packing Nut, 2"	6998
1305316	Seal Kit, Cylinder, 1-1/2"	56556


FISHER
PLOW PARTS

CLEVIS PIN W/COTTER




PART NO.	DESCRIPTION	OEM PART NO.
1302300	Clevis Pin w/Cotter, 3/4" x 2-3/16"	5523K

STEP PIN KIT



PART NO.	DESCRIPTION	OEM PART NO.
1302319	Step Pin Kit	27177K

CLEVIS PIN & CYLINDER PIN



PART NO.	DESCRIPTION	OEM PART NO.
1302320	Clevis Pin, 1" x 3-1/4" (replaces B314)	6814
1302325	Anchor Pin w/Cotter, 1" x 4"	7903K
1302327	Cylinder Pin, 1" x 4-3/4"	22260
1302328	Clevis Pin Kit, 3/8" x 3-1/4" (Includes Pin, Washer, Cotter)	26219

PIVOT PINS



1302322



1302323

PART NO.	DESCRIPTION	OEM PART NO.
1302322	Pivot Pin, 1" x 16"	26060
1302323	Pivot Pin, V-Plow, 13/16" x 29-9/16"	20988


PINS



1302370

PART NO.	DESCRIPTION	OEM PART NO.
1302370	Pin, 1-1/4" x 5-1/2"	5142
1302375	Pin, 1-1/4" x 4-7/8"	5150

CONNECTING PIN ASSEMBLY



PART NO.	DESCRIPTION	OEM PART NO.
1302330	Connecting Pin Assembly	6920K
1302335	Connecting Pin	6815
1302340	Spring for Connecting Pin	821
1302347	Zinc Cotter Pin, 1/4" x 2" (10 pcs.)	90601
1302345	"E" Retaining Ring, 1" (10 pcs.)	330
1302350	Pivot Pin w/Cotter	7905K

HYDRAULIC HOSES



PART NO.	DESCRIPTION	OEM PART NO.
1304627	1/4" x 42" w/FJIC ends	56591
1304231	1/4" x 8" w/FJIC ends	-
1304233	1/4" x 22" w/FJIC ends	56598/ 56830
1304237	3/8" x 45" w/FJIC ends	44316
1304340	1/4" x 36" w/MP ends	4424
1304347	1/4" x 36" w/FJIC ends	56599
1304348	1/4" x 32" w/FJIC ends	56710
1304301	1/4" x 36" w/MP ends (bulk-100/bx)	4424
1304307	1/4" x 42" w/NPT MP ends (bulk-100/bx)	375

FISHER
PLOW PARTS


REPLACEMENT PARTS FOR FISHER® SNOWPLOWS

BRASS STREET ELBOW




PART NO.	DESCRIPTION	OEM PART NO.
1304345	Brass Street Elbow 1/4" NPTF x 90°	2780K

BRASS BAR STREET ELBOW



PART NO.	DESCRIPTION	OEM PART NO.
1304350	Brass Bar Street Elbow, 1/4"	765
1304239	Elbow Kit, Long 90° - 6M O-Ring	44361

SWIVEL ADAPTER



PART NO.	DESCRIPTION	OEM PART NO.
1304315	90° Ad Union (Male) 1/4" NPTF/NPSM	319K

HEX NIPPLE & SNAP RING



PART NO.	DESCRIPTION	OEM PART NO.
1304320	Hex Nipple, 1/4"	5804
1302355	Snap Ring, 7/8" (10 pcs.)	4485

QUICK COUPLER




PART NO.	DESCRIPTION	OEM PART NO.
1304325	1/4" Quick Disconnect	A1587
1304026	1/4" Quick Coupler, bulk-100/bx	A1587

DUST PLUG




PART NO.	DESCRIPTION	OEM PART NO.
1304330	Dust Plug, Male	1588

SWIVEL ADAPTER



PART NO.	DESCRIPTION	OEM PART NO.
1304335	Swivel Adapter, 90°	2315

HYDRAULIC ADAPTER



PART NO.	DESCRIPTION	OEM PART NO.
1306465	Adapter, 1/4" NPT to 9/16" O-Ring	3058
1306466	Elbow, 90° Str. Thrd., 9/16" O-Ring	56725
1306467	9/16" O-Ring to 1/4" NPTF 90° Elbow	20316K
1306468	9/16" O-Ring to 1/4" NPTF/NPSM 90° Elbow	56723
1306469	9/16" O-Ring to 1/4" NPTF/NPSM 45 1/2° Elbow	56724K
1306471	45° Elbow, 9/16" O-Ring to JIC 45° Elbow	56726

FISHER
PLOW PARTS

SNOWPLOW HAND CONTROLLER

- Integral diagnostics for easy field troubleshooting
- Easy-grip hand held design
- Large buttons for ease of use
- "Smart" output channels prevent failure in case of overload or short circuit.



PART NO.	DESCRIPTION	OEM PART NO.
1306902	Hand Controller for Straight Blade Plows, Red Faceplate	9400

CONTROL ASSEMBLY



PART NO.	DESCRIPTION	OEM PART NO.
1314000	Control Assy. Kit, includes cables	A5795
1314001	Control Assy., Shifter only	—
1314002	Knob & Lever Assy.	5842
1314003	Lockspool	—
1314005	Contact Strip, Copper Band	6064
1314007	Bottom Cover	A5841

JOYSTICK CABLES

- 105" Housing length
- 1" Travel





PART NO.	DESCRIPTION	OEM PART NO.
1306405	Joystick Cable	A5843
1306410	Joystick Cable, Adjustable	A5844

SLC CABLES



PART NO.	DESCRIPTION	OEM PART NO.
1313100	SLC Cable, 40"	A4488
1313105	SLC Cable, 90"	A4490
1313110	SLC Cable, 30"	A4949

4½" MOTOR




PART NO.	DESCRIPTION	OEM PART NO.
1306326	Motor, 4½", Tang Shaft	21500
1306415	Motor, 4½"	A5819
1306375	Motor Gasket	—

CAP & DIPSTICK



PART NO.	DESCRIPTION	OEM PART NO.
1306430	Replacement Cap & Dipstick	4461

O-RING & BASE LUG




PART NO.	DESCRIPTION	OEM PART NO.
1306470	O-Ring for Base Lug	5823
1306475	Base Lug, 1" Hole w/ O-Ring	5824

FISHER PLOW PARTS

REPLACEMENT PARTS FOR FISHER® SNOWPLOWS

PUMP UNIT



PART NO.	DESCRIPTION	OEM PART NO.
1306478	Pump Kit - includes Pump, Gasket, Filter, O-Ring	419211
1306485	Gasket	25861/5822
1306490	Filter	7053K
1306492	O-Ring	25620/5821

SEALS



1306435



1306436

PART NO.	DESCRIPTION	OEM PART NO.
1306435	Seal, Motor-to-Pump (SEHP), 7/8" OD	6578
1306436	Shaft Seal for 21501K Pump (Insta-Act), 3/4" OD	66515


CARTRIDGES



1306345



1306350



1306351



1306355



1306356


PART NO.	DESCRIPTION	OEM PART NO.
1306345	Cartridge 20 w/Nut 2-way	7634K-2
1306350	Cartridge 30 w/Nut 3-way	7636K-1
1306351	Cartridge 31 w/Nut 3-way	66608K-1
1306355	Cartridge 40 w/Nut 4-way	7637K-1
1306356	Cartridge 43 w/Nut 4-way	66783K

COIL W/SPADE TERMINALS



PART NO.	DESCRIPTION	OEM PART NO.
1306360	Coil w/ Spade Terminals	7639

IN-LINE FILTER KIT



PART NO.	DESCRIPTION	OEM PART NO.
1306427	In-Line Filter Kit	8764

CLEVIS KIT




PART NO.	DESCRIPTION	OEM PART NO.
1302360	Clevis, U-Bolt w/ Nuts	A6148K

A-FRAME DISCONNECT ROD



PART NO.	DESCRIPTION	OEM PART NO.
1302365	Rod, Disconnect A-Frame	3

BOLT ASSEMBLY




PART NO.	DESCRIPTION	OEM PART NO.
1306460	Bolt Assembly	A1122

POWER CABLES



PART NO.	DESCRIPTION	OEM PART NO.
1306445	Battery Cable, 60" Red	5797
1306450	Ground Cable, 60" Black	5798
1306455	Battery Cable, 22" Red	5799


BATTERY CONNECTOR



PART NO.	DESCRIPTION	OEM PART NO.
1306095	Side Post Battery Adapter	22381K

PLOW & VEHICLE HARNESS REPAIR KITS

• Replacement for Minute Man original style 2 plug



PART NO.	DESCRIPTION	OEM PART NO.
1315310	Male, 9-Pin Plow Harness Repair Kit	22335K
1315315	Female, 9-Pin Vehicle Harness Repair Kit	22336K

LOW-TEMPERATURE BLUE HYDRAULIC FLUID

• Rated at -50°



PART NO.	DESCRIPTION
1307005	1 Quart Bottle
1307006	1/2 Case (6 Quarts)
1307010	1 Case (12 Quarts)
1307014	1 Case (4 Individual Gal.)
1307015	5-Gallon Pail w/Spout
1307020	55-Gallon Drum

UNDER-THE-SEAT EMERGENCY REPAIR KIT

Contains the most frequently used on-the-job repair parts. Avoid long waits and afterhour downtime. Kit is packaged in a sturdy polyethylene box designed for under-the-seat storage.



PART NO.	DESCRIPTION
1302397	Emergency Kit for Fisher®

REPAIR KIT CONTAINS:

QTY.	PART NO.	DESCRIPTION	OEM PART NO.
1	1304627	Hose, 1/4" x 42" w JIC ends	56591
1	1304238	Elbow kit, 90 degree-6M O-Ring/MJIC	56725
1	1306401	Motor Relay (Solenoid)	5794K
5	1303315	Shoe Spacer	7908K
1	1302308	Shoulder Bolt, Trip Spring, 7/16"-14	91003
1	1302309	Hex Nut, Trip Spring, 7/16"-14	90353
1	1302300	Pin, Base Angle, 3/4" x 2-3/16" w Cotter	5523K
1	1302360	Clevis U-Bolt Kit	A6148K
1	-	Shoe Pin Bracket	308K
1	-	Clevis Pin	26219
1	-	Clevis Pin, 1" x 4-3/4"	22260
2	-	Cotter Pin, 1/4" x 2"	90013
1	-	Spring Pin, Slotted	26463
1	BRC	Poly Box, 2-1/2" x 8" x 18"	-

REPLACEMENT PARTS FOR MEYER®/DIAMOND® SNOWPLOWS

A-FRAMES & SECTORS



PART NO.	DESCRIPTION	OEM PART NO.
1316105	Old-Style A-Frame for 7-1/2' Plow	13612
1316110	Old-Style Sector for 7-1/2' Plow	12326
1316115	Old-Style A-Frame for 8' Plow	13608
1316120	Old-Style Sector for 8' Plow	12793

LIFT ARM



PART NO.	DESCRIPTION	OEM PART NO.
1304000	Plow Lift Arm	10514

CUTTING EDGES, HIGH CARBON STEEL



PART NO.	DESCRIPTION	OEM PART NO.
1301010	3/8" x 6" x 72"	09130
1301005	3/8" x 6" x 78", 6-Hole	09100
1301015	3/8" x 6" x 78"	09131
1301020	3/8" x 6" x 84"	09132
1301025	3/8" x 6" x 90"	09796
1301100	1/2" x 6" x 18"	811000233*
1301105	1/2" x 6" x 45"	801100019*
1301110	1/2" x 6" x 51"	801100020*
1301016	1/2" x 6" x 78"	—
1301021	1/2" x 6" x 84"	—
1301030	1/2" x 6" x 90"	09796HD
1301035	1/2" x 6" x 96"	09133
1301040	1/2" x 6" x 102"	09134
1301045	1/2" x 6" x 108"	07259
1301050	1/2" x 6" x 120"	07235
1301281	5/8" x 6" x 120"	—

See pgs. 103-104 for detailed dimensions.

*Replacement for Diamond® Only

CUTTING EDGES, RUBBER



PART NO.	DESCRIPTION	OEM PART NO.
1312005	1" x 6" x 78"	08186
1312010	1-1/2" x 8" x 78"	08187
1312015	1-1/2" x 8" x 84"	08188
1312020	1-1/2" x 8" x 90"	08189
1312025	1-1/2" x 8" x 96"	08190
1312030	1-1/2" x 8" x 102"	08191
1312035	1-1/2" x 10" x 108"	08192
1312040	1-1/2" x 10" x 120"	08193

All rubber cutting edges, call for pricing.

CUTTING EDGE NUTS & BOLTS



PART NO.	DESCRIPTION	OEM PART NO.
1301055	Set of 6 (1/2" x 2")	08486
1301060	Set of 9 (1/2" x 2")	08184
1301062	Set of 10 (1/2" x 3 1/2")	—
1301065	Set of 12 (5/8" x 2 1/2")	08318

BULK CUTTING EDGE NUTS & BOLTS

PRODUCT SOLD IN PACKAGES OF 1,200 PIECES, PRICED PER PIECE

PART NO.	DESCRIPTION
FCB050013200	Zinc Carriage Bolt, 1/2"-13 x 2" Grade 5
FNE050013053	Nylon Lock Nut, 1/2"-13 Zinc

PRODUCT SOLD IN PACKAGES OF 550 PIECES, PRICED PER PIECE

PART NO.	DESCRIPTION
FCB063011250	Zinc Carriage Bolt, 5/8"-11 x 2-1/2" Grade 5
FNE063011069	Nylon Lock Nut, 5/8"-11 Zinc



EYEBOLT W/NUTS



PART NO.	DESCRIPTION	OEM PART NO.
1302005	Eyebolt w/Nuts	09124

TRIP SPRINGS



1302010

PART NO.	DESCRIPTION	OEM PART NO.
1302010	Trip Spring	07017
1302015	Trip Spring, Compact	12978

TORSION SPRINGS

- Overall Length - 4.75"
- Overall Dia. - 2.625"



PART NO.	DESCRIPTION	OEM PART NO.
1302115	Torsion Spring, Right-hand	811000163*
1302120	Torsion Spring, Left-hand	811000162*
1302160	Double-Torsion Spring	8110005*

*Replacement for Diamond® Only

KING BOLT ASSEMBLIES



PART NO.	DESCRIPTION	OEM PART NO.
1302020	King Bolt Assembly, 5/8"-11	09122
1302025	King Bolt Assembly, 3/4"-10	09125


PIN LOCKS



1302060


PART NO.	DESCRIPTION	OEM PART NO.
1302060	5/8" Dia. x 2-3/8"	07694
1302061	5/8" Dia. x 3"	07695

TWO PIVOT PINS



PART NO.	DESCRIPTION	OEM PART NO.
1302030	Two Pivot Pins w/Cotter	08541
1302031	Two Pivot Pins w/Grease Fitting	08554C

TWO PIVOT PIN TUBES




PART NO.	DESCRIPTION	OEM PART NO.
1302035	Two Pivot Pin Tubes	12149
1302040	Two Washers for Tube	07141

TWO HINGE PINS & LINCH PINS




PART NO.	DESCRIPTION	OEM PART NO.
1302045	Two Hinge Pins 5/8" w/ Linch Pins	08562

CONNECTING PIN ASSEMBLY



PART NO.	DESCRIPTION	OEM PART NO.
1302047	Connecting Pin Assy., Blue	11859
1302049	Connecting Pin Assy., Yellow	11860

CYLINDER PINS



PART NO.	DESCRIPTION	OEM PART NO.
1302135	Lift Cylinder Pin, 1" x 3-1/16"	81900016*
1302140	Cylinder Pin, 1" x 4"	81900011*
1302155	Cylinder Pin, 1" x 6"	81900015*

*Replacement for Diamond® Only

REPLACEMENT PARTS FOR MEYER®/DIAMOND® SNOWPLOWS

HINGE PIN



PART NO.	DESCRIPTION	OEM PART NO.
1302100	Hinge Pin, 1-3/16" x 9-1/2"	81100031*

*Replacement for Diamond® Only


TRIP EDGE PINS



PART NO.	DESCRIPTION	OEM PART NO.
1302110	Trip Edge Pin, 1-3/16" x 2-13/16"	81100033*

*Replacement for Diamond® Only

PINS




PART NO.	DESCRIPTION
1302330	Connecting Pin Assembly
1302335	Connecting Pin
1302340	Spring for Connecting Pin
1302345	"E" Retaining Ring, 1" (10 pcs.)
1302347	Zinc Cotter Pin, 1/4" x 2" (10 pcs.)
1302350	Pivot Pin w/Cotter

SHOE ASSEMBLIES & RUNNERS



PART NO.	DESCRIPTION	OEM PART NO.
1303002	Shoe Assy. STD (Drive Pro)	09127
1303003	Shoe Assy. STD	09362
1303005	Shoe Assembly ST-78/C-8.5	09126
1303010	Shoe Assembly M-9/M-10	09592
1303015	Runner only ST-78/C-8.5	07006
1303020	Runner only M-9/M-10	07086
1303025	Spindle only ST-78/M-10	12057

ANTI-WEAR SHOE ASSEMBLY & RUNNER



PART NO.	DESCRIPTION	OEM PART NO.
1303100	Anti-Wear Shoe Assembly	81100011*


*Replacement for Diamond® Only

LINCH PINS & WASHERS



PART NO.	DESCRIPTION	OEM PART NO.
1303030	Linch Pin, 7/16" fits BPC Spindle (10-Pk)	20420
1303031	Linch Pin, 1/4" fits OEM Spindle (10-Pk)	22083
1303032	Linch Pin, 7/16" (2-Pack)	20420
1303033	Linch Pin, 1/4" (2-Pack)	22083
1303035	Washers (10-Pack)	20363

BLADE GUIDES



PART NO.	DESCRIPTION	OEM PART NO.
1308005	26" Blade Guide (pair), yellow	09916
1308006	27" Blade Guide (pair), yellow	811000095*
1308010	Repl. Tips, 100 pcs.	811000161

*Replacement for Diamond® Only

MEYER/DIAMOND
PLOW PARTS

MEYER/DIAMOND
PLOW PARTS

POWER ANGLING & LIFT CYLINDERS



PART NO.	DESCRIPTION	OEM PART NO.
1304005	Angle, 1-1/2" x 10"	05810
1304006	Angle, 1-1/2" x 10", cross drilled	07968
1304010	Angle, 1-1/2" x 12"	05437
1304015	Angle, 2" x 12"	05752
1304020	Lift, 1-1/2" x 6"	05984
1304100	Lift & Angle, 1-1/2" x 10"	81700020*
H3269X6X4	Connector, Male Std. Thd, to Female NPT, 3/8" x 1/4"	-

Cylinders pictured are for reference only. Actual cylinder style may vary. See pg. 105 for detailed dimensions
*Replacement for Diamond® Only

PACKING SET & PACKING NUTS FOR CYLINDERS




PART NO.	DESCRIPTION	OEM PART NO.
1305100	Packing Set, 1-1/2" Ram	07705
1305105	Packing Set, 2" Ram	07799
1305110	Packing Nut, 1-1/2" Ram	07805
1305115	Packing Nut, 2" Ram	07806

TRUCK-LITE® HEADLAMP KIT



PART NO.	DESCRIPTION	OEM PART NO.
1311005	Headlamp Kit w/5 pin Universal Harness	07969
1311006	Headlamp Switch, 6 prong	07955

HOSES



PART NO.	DESCRIPTION	OEM PART NO.
1304030	45" w/Swivel	21856
1304033	1/4" x 45" MPR x FPR Hose (E-60)	22144
1304035	65" w/Swivel	21866
1304040	70" w/2 Swivels	21867
1304041	1/4" X 33"	22395
1304042	1/4" X 39"	22396
1304050	70" w/Swivel	21868
1304105	1/4" NPT Ends x 34"	816000095034*
1304110	1/4" NPT Ends x 40"	816000095040*
1304115	1/4" NPT Ends x 45"	816000095045*
1304120	1/4" NPT Ends x 56"	816000095056*
1304125	1/4" NPT Ends x 64"	816000095064*

PART NO.	DESCRIPTION	OEM PART NO.
1304031	Hose, 45" w/Swivel, bulk-100/bx	21856

ANGLE HOSE REPLACEMENT KIT



PART NO.	DESCRIPTION
1304060	Kit includes: Two 45" Hoses w/Swivels, Two Quick Couplers, Two 90° Swivel Elbows

SWIVEL ELBOW 90°



PART NO.	DESCRIPTION	OEM PART NO.
1304055	Swivel Elbow 90°	21855
1304056	Swivel Elbow 90°, bulk-100/bx	21855

REPLACEMENT PARTS FOR MEYER®/DIAMOND® SNOWPLOWS


MALE ELBOWS



PART NO.	DESCRIPTION	OEM PART NO.
1304245	Male Elbow, Tall (E-60)	21857
1304240	Male Elbow, Short (E-60)	22141
1304135	Male Elbow, 1/4" x 90°	875210544*

*Replacement for Diamond® Only


MALE/FEMALE SWIVEL



PART NO.	DESCRIPTION	OEM PART NO.
1304140	1/4" NPT Male/ 45° Female Swivel	875220344*
1304145	1/4" NPT Male/ 90° Female Swivel	875220244*

*Replacement for Diamond® Only

COUPLERS



PART NO.	DESCRIPTION	OEM PART NO.
1304021	1/4" Male NPT Hose Coupler	22291
1304022	1/4" NPT Female Half Coupler	22292
1304024	Adapter for Meyer 22293 & 22294	N/A
1304025	1/4" Quick Coupler	(M) 15072 (D) 875200100
1304027	Male/Female Coupler Complete 3/4-16 Valve Block Side	N/A
1304028	Male Coupler 3/4-16 Valve Block Side Low Spill	22293
1304028C	1/4" NPT Coupler, Female Hose, Male Block	15848C
1304029	Female Coupler 3/4-16 Valve Block Side	22294
1304029C	1/4" NPT Coupler, Male Hose, Female Block	15847C
1304026	1/4" Quick Coupler, bulk-100/bx	(M) 15072 (D) 875200100

(M) = Meyer® (D) = Diamond®

DUST PLUG



PART NO.	DESCRIPTION	OEM PART NO.
1304330	Dust Plug	81700026*

*Replacement for Diamond® Only

RELEASE HOOK



PART NO.	DESCRIPTION	OEM PART NO.
1302150	Release Hook	81900013*

*Replacement for Diamond® Only

MEMBRANE SWITCH



PART NO.	DESCRIPTION	OEM PART NO.
1306083	Membrane Switch	22154

SNOWPLOW HAND CONTROLLER

- Pre Programmed for Straight Blades
- Integral diagnostics for easy field troubleshooting
- Easy-grip hand held design
- Large buttons for ease of use
- "Smart" output channels prevent failure in case of overload or short circuit.




PART NO.	DESCRIPTION	OEM PART NO.
1306901	Snowplow hand controller for Meyer Straight Blades, yellow faceplate	22154

MEYER/DIAMOND
PLOW PARTS

MEYER/DIAMOND
PLOW PARTS

MOTOR SOLENOID


- Intermittent duty
- 100 Amp
- Positive activated



PART NO.	DESCRIPTION	OEM PART NO.
1306070	Motor Solenoid	15370


SWITCHES

- 4 prongs on underside



PART NO.	DESCRIPTION	OEM PART NO.
1306075	Angle Switch (E-47)	21918
1306080	Lift Switch (E-47)	21919


3" MOTOR



PART NO.	DESCRIPTION	OEM PART NO.
1306005	3" Motor	15054

4-1/2" STYLE TWIN POST MOTOR

- Ground wire included for replacing single post motors



PART NO.	DESCRIPTION	OEM PART NO.
1306007	4 1/2" Style Twin Post Motor	(M)15841/ 15727 (D) 15689

(M) = Meyer® (D) = Diamond®

"A" SOLENOID, 3/8" STEM (COIL & VALVE)


- For E-47® Series
- Function is drop



PART NO.	DESCRIPTION	OEM PART NO.
1306015	"A" Solenoid, Coil & Valve, 3/8" Stem	15356
1306016	"A" Coil, 3/8" Bore	15392
1306020	"A" Valve, 3/8" Stem	15393

"A" SOLENOID, 1/2" STEM (COIL & VALVE)

- For E-60® Series
- Function is drop



PART NO.	DESCRIPTION	OEM PART NO.
1306035	"A" Solenoid, Coil & Valve, 1/2" Stem	15661
1306025	"A" Coil, 5/8" Bore Works on 1/2" Stem	15659
1306030	"A" Valve, 1/2" Stem	15660

"B" SOLENOID, 5/8" (COIL & VALVE)

- For E-47® Series & E-60® Series
- Function is lift/angle



PART NO.	DESCRIPTION	OEM PART NO.
1306040	"B" Solenoid, Coil & Valve, 5/8" Stem	15357/15697C
1306045	"B" Coil, 3 Way, 5/8" Bore	15382C
1306050	"B" Valve, 5/8" Stem	15698

REPLACEMENT PARTS FOR MEYER®/DIAMOND® SNOWPLOWS


"C" SOLENOID, 5/8" (COIL & VALVE)

- For E-47® Series & E-60® Series
- Function is right movement




PART NO.	DESCRIPTION	OEM PART NO.
1306055	"C" Solenoid, Coil & Valve, 5/8" Stem	15358C
1306060	"C" Coil, 4 Way, 5/8" Bore	15430C
1306065	"C" Valve, 5/8" Stem	15381C

11/16" VALVES & COIL (V-PLOWS)




PART NO.	DESCRIPTION	OEM PART NO.
1306031	"A" & "B" Valve, 11/16"	15917C
1306067	"C" Valve, 11/16" Stem	15958C
1306051	"C" & "D" Valve, 11/16" Stem	15918C
1306066	"E" Valve, 11/16" Stem	15919C
1306116	Coil, 11/16" Bore	15916C

BATTERY CONNECTOR



PART NO.	DESCRIPTION	OEM PART NO.
1306095	Battery Connector	21976

CROSSOVER VALVE KITS



PART NO.	DESCRIPTION	OEM PART NO.
1306105	Crossover Valve Kit	15606
1306107	Crossover Relief Cartridge	15974C

CABLES



PART NO.	DESCRIPTION	OEM PART NO.
1306110	Red Power Cable, 36"	05024
1306120	Red Power Cable, 63"	15671
1306125	Black Ground Cable, 51"	15672

CABLE & PLUG ASSEMBLY



PART NO.	DESCRIPTION	OEM PART NO.
1306115	Cable & Plug Assembly	15670
1306117	Cable & Plug Assy. w/ Dual Ground	15811

LOW-TEMPERATURE BLUE HYDRAULIC FLUID

- Rated at -50°




PART NO.	DESCRIPTION	OEM PART NO.
1307005	1 Quart Bottle	-
1307006	1/2 Case (6 Quarts)	-
1307010	1 Case (12 Quarts)	15487
1307014	1 Case (4 Individual Gal.)	-
1307015	5-Gallon Pail w/Spout	-
1307020	55-Gallon Drum	15614

MEYER/DIAMOND
PLOW PARTS


THERMOPLASTIC SNOW DEFLECTOR

- Can be cut to size



PART NO.	DESCRIPTION
1309035	Universal Contoured, Thermoplastic Deflector, 3/16" x 8" x 108" w/Fasteners


RUBBER SNOW DEFLECTORS



PART NO.	DESCRIPTION	OEM PART NO.
1309005	Deflector ST-78/90 w/Mtg. Kit	12896-7
1309010	Replacement Rubber, 9"x96" for 1309005	12900
1309015	Deflector C-8.5/M-9/M-10 w/Mtg. Kit	12898
1309020	Replacement Rubber, 9"x120" for 1309015	12901
1309025	Universal Super-Duty Deflector, 12" x 120" x 1/2" w/Mtg. Kit	—
1309030	Replacement Rubber for 1309025	—

PLOW SHIELD

- Poly
- 1/16" thick



PART NO.	DESCRIPTION
1310020	Yellow Plow Shield, 28" x 96"

PRESSURE RELIEF VALVE W/BUSHING

- 125 in.-lbs. torque
- 45 psi min
- 80 psi max
- 1/4 x 1/8 NPT



PART NO.	DESCRIPTION	OEM PART NO.
1306100	Pressure Relief Valve w/Bushing	08473

IN-LINE FILTER KIT



PART NO.	DESCRIPTION	OEM PART NO.
1306427	In-Line Filter Kit	816000255*

*Replacement for Diamond® Only

UNDER-THE-SEAT EMERGENCY REPAIR KIT

Contains the most frequently used on-the-job repair parts. Avoid long waits and afterhour downtime. Kit is packaged in a sturdy polyethylene box designed for under-the-seat storage.




PART NO.	DESCRIPTION
1302097	Emergency Kit for Meyer®

REPAIR KIT CONTAINS:

QTY	PART NO.	DESCRIPTION	REPLACES OEM PART NO.
1	1304033	Hose, 45"	22144
1	1302005	Eyebolt w/Nuts	09124
1	1302010	Trip Spring	7017
1 pr.	1302045	Hinge Pins w/Clips	8562
1	1304025	Hydraulic Quick Coupler	15072
1	1304055	45" Hose w/Swivel	21855
1	1306070	90° Swivel Elbow	15370
1	BRC	Box	—

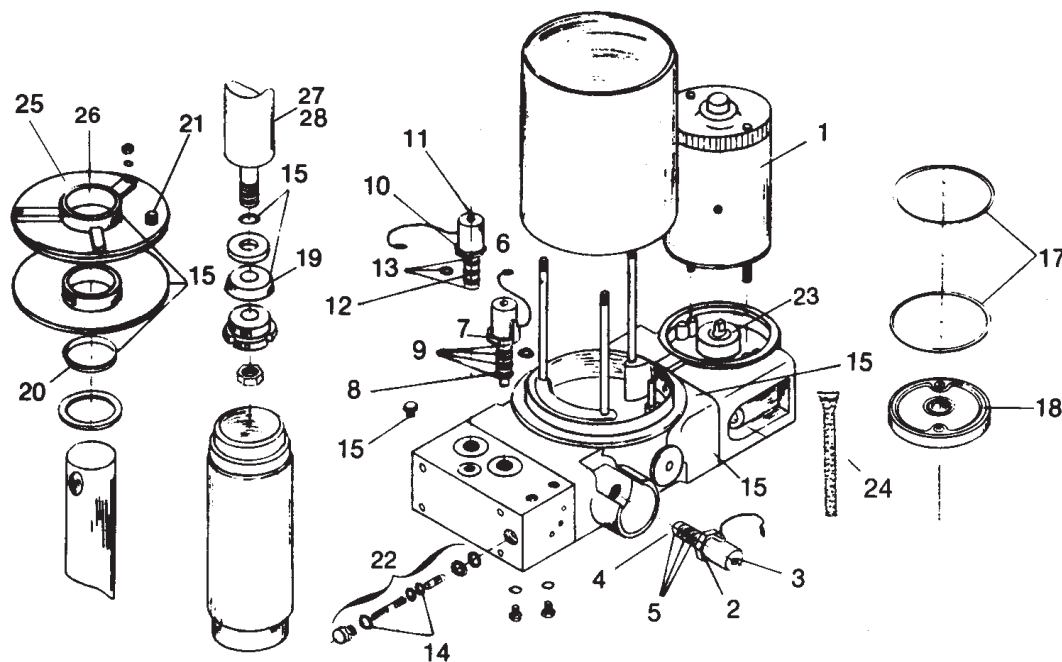
REPLACEMENT PARTS FOR MEYER®/DIAMOND® SNOWPLOWS

GEAR PUMP FOR E-47



PART NO.	DESCRIPTION	OEM PART NO.
1306152	Replacement Gear Pump for E-47	15026

HYDRAULIC PARTS FOR MEYER® HYDRAULIC UNIT E-47



LOC	PART NO.	DESCRIPTION	OEM PART NO.
	1	1306005 Motor, 3" 12V DC	15054
■	2	1306015 "A" Solenoid, Coil & Valve, 3/8" Stem	15356
■	3	1306016 "A" Coil, 3/8" Bore	15392
	4	1306020 "A" Valve, 3/8" Stem	15393
■	N.I.	1306035 "A" Solenoid, Coil & Valve, 1/2" Stem	15661
	N.I.	1306025 "A" Coil, 1/2" Bore	15659
■	N.I.	1306030 "A" Valve, 1/2" Stem	15660
	5†	1306130 "A" Seal Kit	15431
	6	1306055 "C", Coil & Valve, 5/8" Stem	15358
	7	1306060 "C" Coil, 4 Way, 5/8" Bore	15430
■	8	1306065 "C" Valve, 5/8" Stem	15381
	9†	1306135 "C" Seal Kit	15433
	10	1306040 "B" Solenoid, Coil & Valve, 5/8" Stem	15357
	11	1306045 "B" Coil, 3 Way, 5/8" Bore	15382
	12	1306050 "B" Valve, 5/8" Stem	15698
	13†	1306140 "B" Seal Kit	15432
	14†	1306145 Crossover Seal Kit	15610

LOC	PART NO.	DESCRIPTION	OEM PART NO.
	15†	1306150 Seal Kit (E-46, E-47, E57)	15254
	N.I.	1306155 MASTER SEAL KIT (includes kits denoted by †)	15456
	17	1306165 Gasket	551G
	18	1306170 Drive End Cap & Bushing	5001
	19	1306175 Cup Packing	15162
	20	1306180 O-Ring for Electro Touch	15198
	21	1306100 Pressure Relief Valve w/Bushing	08473
■	22	1306105 Crossover Valve Kit	15606
■	23	1306185 Pump Shaft Seal	15581
	24	1306153 Strainer	15326
	25	1306186 Cover & Seal Assy.	15194
	26	1306205 Wiper	05119
	27	1306173 Ram, Electro Touch 6" Stroke	15208
	28	1306174 Ram, Electro Touch 8" Stroke	15206

LOC. — Location on drawing


N.I. — Not Illustrated

† — Included in Master Seal Kit (1306155)



SKIN PACKAGED FOR CONVENIENT RETAIL DISPLAY

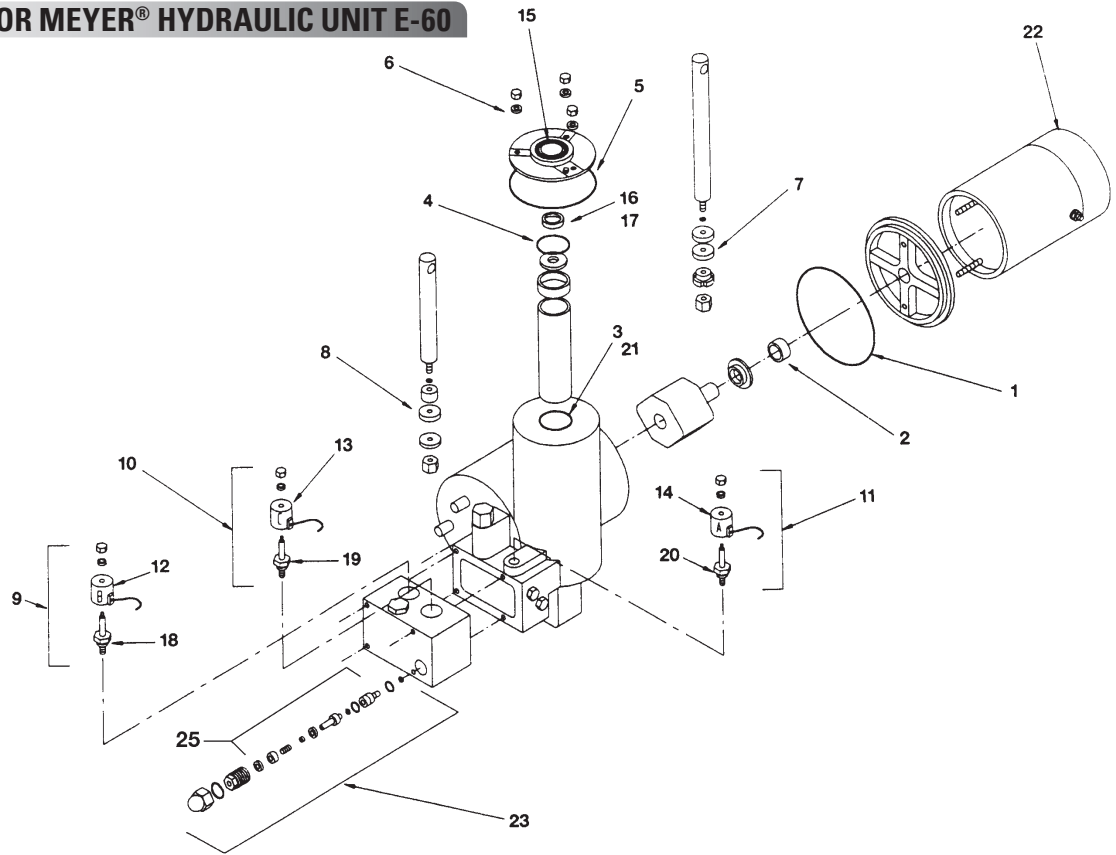
GEAR PUMP FOR E-60



MEYER/DIAMOND
PLOW PARTS

PART NO.	DESCRIPTION	OEM PART NO.
1306202	Replacement Gear Pump for E-60	15729

HYDRAULIC PARTS FOR MEYER® HYDRAULIC UNIT E-60



LOC	PART NO.	DESCRIPTION	OEM PART NO.
1	1306195	O-Ring	15687
2	1306200	Seal, Shaft	15686
3	1306182	O-Ring, 1-1/2" I.D.	15693
4	1306180	O-Ring, 1-1/8" I.D.	15198
5	1306184	O-Ring, 3-1/2" I.D.	15131
6	1306190	Washer, Nylite 5/16"	21929
7	1306175	Packing Cup	15162
8	1306176	Packing Cup	15691
9	1306040	"B" Solenoid Assembly, High Flow	15697
10	1306055	"C" Solenoid Assembly	15358
11	1306035	"A" Solenoid Assembly	15661
12	1306045	"B" Coil, Red Wire	15382
13	1306060	"C" Coil, Green Wire	15430
14	1306025	"A" Coil, Black Wire	15659
15	1306205	Wiper	05119

LOC	PART NO.	DESCRIPTION	OEM PART NO.
16	1306210	Sleeve E-60	15737
17	1306212	Sleeve E-60-H	15199
18	1306050	"B" Valve Cartridge	15698
19	1306065	"C" Valve Cartridge	15381
20	1306030	"A" Valve Cartridge	15660
21	1306183	O-Ring, 1-15/16" I.D.	15163
22	1306007	Motor, 4-1/2"	15727 15841
23	1306105	Crossover Valve Kit	15606
N.I.	1306220	Basic Seal Kit	15707
N.I.	1306225	Master Seal Kit	15705
25	1306145	Crossover Seal Kit	15610
N.I.	1306173	Ram, Electro Touch 6" Stroke	15208
N.I.	1306174	Ram, Electro Touch 8" Stroke	15206

LOC. — Location on drawing
N.I. — Not Illustrated

REPLACEMENT PARTS FOR SNO-WAY® SNOWPLOWS

HEAVY-DUTY PLOW SHOE ASSY.



PART NO.	DESCRIPTION	OEM PART NO.
1303505	H-D Plow Shoe Assy.	96102542

TRIP SPRING



PART NO.	DESCRIPTION	OEM PART NO.	LIST
1303580	Trip Spring	96001392	41.90

CUTTING EDGES — HIGH CARBON STEEL



PART NO.	DESCRIPTION	OEM PART NO.
1303510	3/8" x 6" x 80" (for ST, 24, 25 Series Plows)	96100521 96100275
1303530	3/8" x 6" x 80" (for 26 Series Plows)	96107649 96106376
1303535	3/8" x 6" x 90" (for 26, 29, 29T Series Plows)	96106668 96106336
1303540	3/8" x 6" x 96" (for 29, 29T Series Plows)	96106669 96106337
1303515	1/2" x 6" x 90" (for 24, 25, MT, HT Series Plows)	96100237
1303520	1/2" x 6" x 96" (for 24, 25, MT, HT Series Plows)	96100239
1303536	1/2" x 6" x 90" (for 26, 29, 29T Series Plows)	96106668 96106336
1303543	1/2" x 6" x 96" (for 29, 29T Series Plows)	96106669 96106337

See pgs. 103-104 for detailed dimensions.


CUTTING EDGE NUTS & BOLTS



PART NO.	DESCRIPTION	OEM PART NO.
1303500	Carriage Bolts w/Locknuts 1/2"x 2", Set of 12	96006141 96006142 6101838 96103893 96106306

THERMOPLASTIC SNOW DEFLECTOR

- Can be cut to length



PART NO.	DESCRIPTION
1309035	Universal Contoured, Thermoplastic Deflector, 3/16" x 8" x 108" w/Fasteners


LOW-TEMPERATURE BLUE HYDRAULIC FLUID

- Rated at -50°



PART NO.	DESCRIPTION
1307005	1 Quart Bottle
1307006	1/2 Case (6 Quarts)
1307010	1 Case (12 Quarts)
1307014	1 Case (4 Individual Gal.)
1307015	5-Gallon Pail w/Spout
1307020	55-Gallon Drum

BLADE GUIDES




PART NO.	DESCRIPTION	OEM PART NO.
1308102	Blade Guide Kit, Orange 1/2" x 24" Bolt-On Base	96006002
1308200	Blade Guide, Red 27" (1 pr)	96106696



SNO-WAY
PLOW PARTS

MOTOR SOLENOID

- Continuous duty
- 100 Amp



PART NO.	DESCRIPTION	OEM PART NO.
1303585	Relay Solenoid Hyd. System	96002086

MOTORS



1303590



1303600

PART NO.	DESCRIPTION	OEM PART NO.
1303590	Motor 12 VDC CW Spline Shaft (for 24 & 25 Series Plows)	96001551 *H-25010230
1303600	Motor 12 VDC CCW Tang Shaft (for ST, MT, HT, 26, 28V, 29, 32, HTV Series Plows)	96105233 96106802

*H=Hiniker

CYLINDERS



1303550



1303554



1303700


PART NO.	DESCRIPTION	OEM PART NO.
1303550	Lift Cylinder, 1½" x 4", Single Acting (for 24, 25, 28V, HTV Series Plows)	96100085
1303554	Angle Cylinder, 2-1/4" x 9", Double Acting	96101977
1303557	Angle Cylinder, 1-1/2" x 11-1/4", Single Acting	96107455
1303700	Lift Cylinder, 1½" x 3.87", Double Acting (for 29, 29T, 32 Series Plows)	96106077

PINS



PART NO.	DESCRIPTION	OEM PART NO.
1303111	Hitch Pin w/Linch Pin, 3/4" x 4½"	96105046

CONVEYOR CHAIN



PART NO.	DESCRIPTION	OEM PART NO.
1456110	Conveyor Chain, 8' L 123 Links (for E & EV Spreaders)	96104740

HYDRAULIC HOSES



PART NO.	DESCRIPTION	OEM PART NO.
1303560	1/4" x 16"	96100005
1303561	1/4" x 20"	96100006
1303562	1/4" x 16.5"	96104242
1303564	3/8" x 28.5"	96104247
1303565	1/4" x 32"	96106071

REPLACEMENT PARTS FOR SNOWEX® / BLIZZARD® SNOWPLOWS

CUTTING EDGES



PART NO.	DESCRIPTION	OEM PART NO.
1304606	3/8" x 6" x 90"	B61256/B61168
1301291	3/8" X 6" x 96"	40552
1304600	1/2" x 6" x 89"	B52067/B61292
1301294	1/2" x 6" x 90"	40695
1304603	1/2" x 6" x 90"	B61258/B61168
1304601	1/2" x 6" x 94-1/2"	B52095/B11962
1301293	1/2" x 6" x 96"	40597
1301295	1/2" x 6" x 96"	40696
1304604	1/2" x 6" x 96"	B61259/B61164
1301296	1/2" x 6" x 102"	40697
1304605	1/2" x 6" x 102"	B61532/BB61528
1301297	1/2" x 6" x 108"	40698
1304602	5/8" x 6" x 94-1/2"	B61625/B52139

Hardware not included

See pg. 103-104 for detailed dimensions

BACK DRAGS



PART NO.	DESCRIPTION	OEM PART NO.
1311211	Back Drag, Straight Edge, 7-1/2'	64758
1311212	Back Drag, Straight Edge, 8'	66892
1311213	Back Drag, Straight Edge, 8-1/2'	66999
1311214	Back Drag, Straight Edge, 9'	66991

POWER CYLINDERS



PART NO.	DESCRIPTION	OEM PART NO.
1304640	Angling Cylinder, 2 x 10"	B60029
1304641	Angling Cylinder, 2" x 9-3/8"	B60065
1304642	Angling Cylinder, 2-1/4" x 12"	B60221
1304643	Lift Cylinder, 2-1/2" x 4-5/8"	B60236
1304644	Lift Cylinder, 3-1/2" x 4-5/8"	B60237
1304645	Lift Cylinder, 3" x 4-5/8"	B60255
1304646	Side Box Cylinder, 1-1/2" x 13-15/16"	B60347
1304647	Side Box Cylinder, 1-3/4" x 18-7/16"	B60207

Cylinder pictured is for reference only. Actual cylinder style may vary.

*See pg. 105 for detailed dimensions

HYDRAULIC HOSES



PART NO.	DESCRIPTION	OEM PART NO.
1304630	3/8" x 24"	B60091
1304631	3/8" x 26"	B60223
1304632	3/8" x 36"	B60224
1304633	3/8" x 17" 45° Bend	B60273
1304634	3/8" x 15" 45° Bend	B60274

BLADE GUIDES



PART NO.	DESCRIPTION	OEM PART NO.
1308200	Blade Guide Assembly	B61049

SPRINGS




PART NO.	DESCRIPTION	OEM PART NO.
1304622	Trip Spring	B61099
1304623	Extension Spring	B61398

SNOWEX/BLIZZARD
PLOW PARTS



RELAY - SOLENOID, 12V

- Continuous duty
- 150 Amp
- Submersible (waterproof)



PART NO.	DESCRIPTION	OEM PART NO.
1304648	Motor Relay (Solenoid), 12V	B80051

SHOE ASSEMBLIES & PARTS




1303220

PART NO.	DESCRIPTION	OEM PART NO.
1303220	Heavy-Duty Shoe Assembly	49071
1303205	Shoe Washer, 1/8" Thick	91109
1303210	Shoe Spacer, 1-1/2" Long	60045
1303215	Linch Pin	93010

SPREADER GEAR MOTORS SP7500, 7550, 8500, 9500



9032000



9032001

PART NO.	DESCRIPTION	OEM PART NO.
9032000	12 VDC Spinner Motor for SP7500, 7550, 8500	D6827
9032001	Spinner Gear Box for SP300, SP575, SP1075, SP6000, SP7500, 7550, 8500	D6107
9032002	12 VDC Spinner Motor for SP9500	D6887
9032005	12 VDC Spreader Motor	D6106

SPREADER CONTROLLERS



9032020



9032021

PART NO.	DESCRIPTION	OEM PART NO.
9032020	Use with SP325, SP575, SP1075	D6230
9032021	Use with SP1575, SP1875, SP3000, SP6000, SP7500, SP7550, SP8000	D5525
3021616	Replacement Rocker Switch	-

REPLACEMENT PARTS FOR WESTERN® SNOWPLOWS

CUTTING EDGES, HIGH CARBON STEEL



PART NO.	DESCRIPTION	OEM PART NO.
*1301245	3/8" x 6" x 72"	58811
1301200	3/8" x 6" x 78", Standard	49066
*1301250	3/8" x 6" x 78"	58812
*1301255	3/8" x 6" x 84"	58813
1301210	3/8" x 6" x 84"	49070
1301215	3/8" x 6" x 90"	49088
*1301260	3/8" x 6" x 90"	58814
1301220	3/8" x 6" x 96"	49080
1301230	1/2" x 6" x 90" (for Pro Plow)	49346
1301235	1/2" x 6" x 96" (for Pro Plow)	49347
1301225	1/2" x 6" x 102"	49348
1301240	1/2" x 6" x 108" (for Pro Plow)	49349
*1301265	1/2" x 6" x 96"	58815
*1301270	1/2" x 6" x 102"	58816
*1301275	1/2" x 6" x 108"	58817
1301280	1/2" x 6" x 120"	58818
1301281	5/8" x 6" x 120"	—

See pgs. 104-105 for detailed dimensions.

*Center Punched, Reversible Edges (Old Style)

CUTTING EDGES FOR ULTRA MOUNT & POLY PLOWS



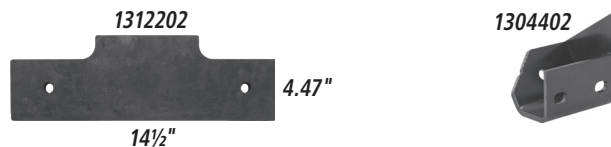
PART NO.	DESCRIPTION	OEM PART NO.
1301290	3/8" x 6" x 90"	49312
1301291	3/8" x 6" x 96"	49328
1301292	1/2" x 6" x 90"	49350
1301294	1/2" x 6" x 90"	64775
1301293	1/2" x 6" x 96"	49351
1301295	1/2" x 6" x 96"	63980
1301296	1/2" x 6" x 102"	63985
1301297	1/2" x 6" x 108"	63990

STEEL CUTTING EDGES, V-PLOW



PART NO.	DESCRIPTION	OEM PART NO.
1311202	1/2" x 6" x 34.81", Half (for MVPP 7-1/2')	44996
1311203	1/2" x 6" x 40.81", Half (for MVPP 8-1/2')	44997
1311204	1/2" x 6" x 46.81", Half (for MVPP 9-1/2')	44898
1311200	1/2" x 6" x 49.94", Half (for MVP 8-1/2')	28407
1311201	1/2" x 6" x 55.94", Half (for MVP 9-1/2')	63678

V-PLOW CENTER EDGES, STEEL & RUBBER



PART NO.	DESCRIPTION	OEM PART NO.
1311206	Cutting Edge, Center, PS, Steel, MVP	44890
1311207	Cutting Edge, Center, DS, Steel, MVP	44891
1311208	Cutting Edge Kit, Centers, Steel, MVP	44894
1312202	Rubber Cutting Edge, MVP	63508
1304402	Flap Mounting Plate DS, MVP	63510
1304403	Flap Mounting Plate PS, MVP	63509
1304410	Center Flap Kit w/ hdw, MVP (Kit includes 1312202, 1304402, 1304403)	62636

CUTTING EDGES, RUBBER




PART NO.	DESCRIPTION	OEM PART NO.
1312105	1" x 6" x 78", 6-1/2' Standard	608261
1312110	1-1/2" x 8" x 84", 7' Standard	608262
1312115	1-1/2" x 8" x 90", 7-1/2' Standard	608263
1312120	1-1/2" x 8" x 96", 8' Standard	608291
1312125	1-1/2" x 8" x 102", 8-1/2' Standard	608292
1312130	1-1/2" x 10" x 108", 9' Standard	608321
1312135	1-1/2" x 10" x 120", 10' Standard	608323

All Rubber Cutting Edges - Call for Pricing

BACK DRAGS



Straight Edge Back Drags



V-Plow Back Drags

PART NO.	DESCRIPTION	OEM PART NO.
1311211	Back Drag, Straight Edge, 7-1/2'	64758
1311212	Back Drag, Straight Edge, 8'	66892
1311213	Back Drag, Straight Edge, 8-1/2'	66999
1311214	Back Drag, Straight Edge, 9'	66991
1311215	Back Drag, V-Plow, 7-1/2'	44281-2
1311216	Back Drag, V-Plow, 8-1/2'	44282-2
1311217	Back Drag, V-Plow, 9-1/2'	44283-2
1311218	Back Drag, Wide-Out	52278

CUTTING EDGE NUTS & BOLTS



PART NO.	DESCRIPTION
1301061	1/2" x 2" Set of 10
1301065	5/8" x 2-1/2" Set of 12

WESTERN PLOW PARTS


WESTERN
PLOW PARTS

A-FRAMES & QUADRANTS




PART NO.	DESCRIPTION	OEM PART NO.
1316205	A-Frame for Standard Plow	61891
1316210	Quadrant for Standard Plow	60036
1316215	A-Frame for Pro Plow	61345
1316220	Quadrant for Pro Plow	603208

PIVOT BAR




PART NO.	DESCRIPTION	OEM PART NO.
1304420	Pivot Bar Kit	67842
1304420HDW	Hardware Kit	67855

PIVOT PINS



PART NO.	DESCRIPTION	OEM PART NO.
1304400	Pivot Pin, DS	67974
1304401	Pivot Pin, PS	67977

RECEIVERS



PART NO.	DESCRIPTION	OEM PART NO.
1304406	Receiver, DS	67858
1304407	Receiver, PS	67859

LIFT ARM



PART NO.	DESCRIPTION	OEM PART NO.
1304290	Plow Lift Arm	58734

EYEBOLT W/NUTS



PART NO.	DESCRIPTION	OEM PART NO.
1302005	Eyebolt w/Nuts	90493

TRIP SPRING



PART NO.	DESCRIPTION	OEM PART NO.
1302205	Trip Spring	23039

SHOCK ABSORBER



PART NO.	DESCRIPTION	OEM PART NO.
1304408	Shock Absorber	60338

CAP SCREW



PART NO.	DESCRIPTION	OEM PART NO.
1302210	Cap Screw, 3/4" x 1-7/8"	90165


REPLACEMENT PARTS FOR WESTERN® SNOWPLOWS

SLOTTED HEX NUT



PART NO.	DESCRIPTION	OEM PART NO.
1302215	Slotted Hex Nut	91472

RIVETS




PART NO.	DESCRIPTION	OEM PART NO.
1302220	Rivet, 3/4" x 4"	93061
1302225	Rivet, 3/4" x 3-1/2"	93063
1302230	Rivet, 1" x 4"	93077
1302235	Rivet, 1" x 3-1/2"	93079
1302240	Rivet, 1" x 5"	93080

PIVOT PIN



PART NO.	DESCRIPTION	OEM PART NO.
1302323	Pivot Pin, V-Plow 13/16" x 29-9/16"	62638

HITCH PIN



1302245



1302247

PART NO.	DESCRIPTION	OEM PART NO.
1302245	1" Diameter Hitch Pin w/Hairpin Cotter	93028
1302247	Pin 1/2" x 5-1/2"	93033K

PINS



1302255



1302252

PART NO.	DESCRIPTION	OEM PART NO.
1302250	Cotter Pin, 5/32" x 1-1/2"	91911
1302252	Hairpin Cotter, 5/32" X 3-3/4"	91965K
1302255	Hairpin Cotter, 5/32" x 3"	91965
1302260	Groove Pin, 3/16" x 1-1/4"	92004
1302256	Hairpin Cotter, 5/32" x 3" (2-Pack)	91965

PLOW STANDS



1303203



1303206

PART NO.	DESCRIPTION	OEM PART NO.
1303203	Uni-Mount Plow Stand	61353
1303204	Stand Lock Pin	93034K
1303206	Ultra Mount Plow Stand w/Pin	67847
1303207	Slotted Pin Spring, 1/4" x 2"	67635

SHOE ASSEMBLIES & PARTS



1303200C




1303220

PART NO.	DESCRIPTION	OEM PART NO.
1303200C	Standard Shoe Assembly	49067
1303205	Shoe Washer, 1/8" Thick	91109
1303210	Shoe Spacer, 1-1/2" Long	60045
1303215	Linch Pin	93010
1303230	Shoe Assembly, Casting	62637
1303220	Heavy-Duty Shoe Assembly	49071

BLADE GUIDES & REPLACEMENT TIPS



1308200



1308210



1308210

PART NO.	DESCRIPTION	OEM PART NO.
1308200	Blade Guide Assembly	62265
1308010	Replacement Tips, (bag of 100)	—
1308210	2 Blade Guide Assy. w/ Flags & Hdwr.	59700
1308215	Flag w/ S-Hook Only	59694
1308205	24" Blade Guide w/Reflective Decal, Fluorescent Orange	62595

WESTERN
PLOW PARTS


POWER ANGLING & LIFT CYLINDERS



PART NO.	DESCRIPTION	OEM PART NO.
1304200	1½" x 10" Old Style (1" PH), Angle	25209
1304201	1½" x 8" Single Acting, Lift	56538K
1304202	1½" x 10" Single Acting, Angle	56614
1304203	1½" x 12" Single Acting, Angle	64148
1304204	2" x 11" Double Acting, Angle	56750
1304205	1½" x 10" New Style (¾" PH), Angle	56102
1304217	2" x 10" Double Acting for V-Plow, Angle	56709W
1304210	1½" x 6, Lift	25200
1304215	2" x 6", Lift	25210
1304220	2" x 16" Heavy-Duty, Angle	25878

Cylinder pictured is for reference only. Actual cylinder style may vary.
See pg. 105 for detailed dimensions

PACKING SETS & PACKING NUTS FOR CYLINDERS



PART NO.	DESCRIPTION	OEM PART NO.
1305200	Packing Set, 1-1/2"	25205K
1305205	Packing Set, 2"	25215
1305210	Packing Nut, 1-1/2"	—
1305211	Packing Nut, 1-1/2"	25944K
1305215	Packing Nut, 2"	25948

HYDRAULIC HOSES




PART NO.	DESCRIPTION	OEM PART NO.
1304225	1/4" x 38"	55020
1304227	1/4" x 42" w/ FJIC ends	56616
1304229	1/4" x 16" w/ FJIC ends	56617
1304231	1/4" x 8" w/ FJIC ends	56765
1304232	1/4" x 12" w/ FJIC ends	44347
1304233	1/4" x 22" w/ FJIC ends	56598/ 56830
1304234	1/4" x 36" w/ FJIC ends	56831-1
NEW 1304249	3/8" x 36" w/FJIC ends	49532
1304236	3/8" x 38" w/ FJIC ends	44351
1304237	3/8" x 45" w/ FJIC ends	44350
1304226	1/4" x 38" bulk -100/bx	55020

ANGLE HOSE REPLACEMENT KIT



PART NO.	DESCRIPTION	OEM PART NO.
1304260	Kit includes: Two 38" Hoses, Two Swivel Elbows, Two Quick Couplers, Two Street Elbows, 90°	55021

HEX NIPPLE



PART NO.	DESCRIPTION	OEM PART NO.
1304230	Hex Nipple, 1/4"	25519

STREET ELBOWS




PART NO.	DESCRIPTION	OEM PART NO.
1304235	Street Elbow, 1/4" x 90°	92210
1304238	Elbow Kit, 90° - 6M O-Ring	56615
1304239	Elbow Kit, Long 90° - 6M O-Ring	64212-1/ 44361
1304241	Flare (Male) to 1/4" NPTF (Male) Union	56684-1
1304250	Street Elbow, 1/4" x 90° (Special)	92208

REPLACEMENT PARTS FOR WESTERN® SNOWPLOWS

MALE ELBOWS



1304240



1304245

PART NO.	DESCRIPTION	OEM PART NO.
1304240	Male Elbow, 1/4" x 90°	92278
1304245	Male Elbow, 1/4" x 90° (Special)	92275

HYDRAULIC QUICK COUPLER 1/4"



PART NO.	DESCRIPTION	OEM PART NO.
1304025	1/4" Quick Coupler	25232
1304026	1/4" Quick Coupler, bulk-100/bx	15072

CARTRIDGES



1306345



1306350



1306351



1306355



1306356

PART NO.	DESCRIPTION	OEM PART NO.
1306345	Cartridge 20 w/Nut 2-way	49227
1306350	Cartridge 30 w/Nut 3-way	49228
1306351	Cartridge 31 w/Nut 3-way	66608
1306355	Cartridge 40 w/Nut 4-way	49229
1306356	Cartridge 43 w/Nut 4-way	66783

COIL W/SPADE TERMINALS




PART NO.	DESCRIPTION	OEM PART NO.
1306360	Coil w/Spade Terminals	49230

MOTOR SOLENOIDS



1306300

- Intermittent duty
- 100 Amp



1306310

- Continuous duty
- 100 Amp




1306317

- Continuous duty
- 150 Amp
- Works on UltraMount II, MVP, MVP Plus and MVP Wideout

PART NO.	DESCRIPTION	OEM PART NO.
1306300	Motor Solenoid, Cable	25634
1306310	Relay-Cable Hyd. System	56131K
1306317	Relay-Solenoid Hyd. System	56131K-1

O-RING & BASE LUG



PART NO.	DESCRIPTION	OEM PART NO.
1306365	O-Ring for Base Lug	25618
1306370	Base Lug, 3/4" Hole w/O-Ring	25968

WESTERN
PLOW PARTS


4 1/2" REPLACEMENT FOR OLD STYLE 4" & 4 1/2" MOTORS

- Counterclockwise
- 200 Amp
- 2550 RPM
- Exposed shaft




PART NO.	DESCRIPTION	OEM PART NO.
1306320	4 1/2" Replacement for Old Style 4" & 4 1/2" Motors	25556A

4 1/2" STYLE MOTOR



PART NO.	DESCRIPTION	OEM PART NO.
1306325	4 1/2" Motor (concealed shaft)	56133 56058 56062
1306326	4 1/2" Motor, Tang Shaft	21500
1306375	Motor Gasket	25861

CONTROL CABLES



PART NO.	DESCRIPTION	OEM PART NO.
1313005	Control Cable, Old Style	55363
1313010	Control Cable, New Style	56035
1313015	Control Cable, Adjustable	56130

CONTROL ASSEMBLY



PART NO.	DESCRIPTION	OEM PART NO.
1314000	Control Assy. Kit, includes cables	56018
1314001	Control Assy., Shifter only	—
1314002	Knob & Lever Assy.	49016
1314003	Lockspool	49017
1314005	Contact Strip, Copper Band	56026
1314007	Bottom Cover	56028


SNOWPLOW HAND CONTROLLER

- Pre Programmed for Straight Blades
- Integral diagnostics for easy field troubleshooting
- Easy-grip hand held design
- Large buttons for ease of use
- "Smart" output channels prevent failure in case of overload or short circuit.
- 6 Pin



PART NO.	DESCRIPTION	OEM PART NO.
1306902	Snowplow hand controller for Western Straight Blades, red faceplate	56462

PUMP UNIT



PART NO.	DESCRIPTION	OEM PART NO.
1306478	Pump Kit - Includes Pump, Gasket, Filter, O-Ring	49211
1306485	Gasket	25861
1306490	Filter	56185
1306492	O-Ring	56416

PLOW & VEHICLE HARNESS REPAIR KITS



1315310



1315315

PART NO.	DESCRIPTION	OEM PART NO.
1315310	Male, Plow Harness Repair Kit	49317
1315315	Female, Vehicle Harness Repair Kit	49308

REPLACEMENT PARTS FOR WESTERN® SNOWPLOWS


POWER CABLES

- 4 gauge wire




PART NO.	DESCRIPTION	OEM PART NO.
1306330	Ground Cable, 60" Black	55984
1306335	Battery Cable, 60" Red	25635
1306340	Battery Cable, 22" Red	22511

BATTERY CONNECTOR



PART NO.	DESCRIPTION
1306095	Side Port Battery Adapter

PLOW SHIELD



PART NO.	DESCRIPTION
1310220	Red Plow Shield, 28" x 96"

LOW-TEMPERATURE BLUE HYDRAULIC FLUID

- Rated at -50°



PART NO.	DESCRIPTION	OEM PART NO.
1307005	1 Quart Bottle	—
1307006	1/2 Case (6 Quarts)	—
1307010	1 Case (12 Quarts)	49311
1307014	1 Case (4 Individual Gal.)	—
1307015	5-Gallon Pail w/Spout	—
1307020	55-Gallon Drum	—

UNDER-THE-SEAT EMERGENCY REPAIR KIT

Contains the most frequently used on-the-job repair parts. Avoid long waits and afterhour downtime. Kit is packaged in a sturdy polyethylene box designed for under-the-seat storage.



PART NO.	DESCRIPTION
1302297	Emergency Kit for Western®

REPAIR KIT CONTAINS:

QTY	PART NO.	DESCRIPTION	OEM PART NO.
1	1302205	Trip Spring	23039
1	1306317	Motor Relay (Solenoid)	56131K-1
1	1304227	Hose w/FJIC ends, 1/4" x 42"	56616-1
1	1304229	Hose w/FJIC ends, 1/4" x 16"	56617
1	1304238	Elbow kit, 90°-6M O-Ring/MJIC	56615-1
1	1302005	Eyebolt w/ Nuts	90493K
1	1302252	Cotter, Hairpin, 5/32" x 3 3/4"	91965K
1	—	Clevis Pin, 3/4" x 3-1/2"	93063K
2	—	Carriage Bolts, 1/2"-13 x 1 3/4"	90238
2	—	Hex Locknut, 1/2"-13	91335

WESTERN
PLOW PARTS

VIBRATOR KITS




3008046 Vibrator Kit

3013659 Vibrator Kit

PART NO.	DESCRIPTION
3008076	Vibrator, 80 lbs force
3008241	Vibrator Kit, 80 lbs. force *Compares to SnowEx™ D6174
3007416	Vibrator, 200 lbs. force
3008046	Vibrator Kit, 200 lbs. force for 1-3 cu. yds. Spreaders
3012081	Vibrator Only, 400 lbs. force
3013659	Vibrator Kit, 400 lbs. force for 4 cu. yds. Spreaders
3019166	Vibrator Only, 900 lbs. force
3031539	Vibrator Kit, 900 lbs. force

SPREADER CONVEYOR MOTOR, 12V

- 40 AMP w/ load
- 6 Amp no load
- CW or CCW
- 1,800 RPM
- 1/2 HP+
- 56C motor frame



PART NO.	DESCRIPTION
9031200	Spreader Motor, 12V, 5/8" Shaft

Compares to: Artic® AG6E, AG8E, AG10E, 90151N; Blizzard Ice Chaser® - 95755-1; Curtis SnoPro 550 Series - 1CS6E-M; Fisher Polycaster® - 195755, 95755-1, 95755-2; Sno-Way V Box Electric®- 96113617, 96111764; Western Tornado®- 95755, 95852

SPINNER MOTOR, 12V

- 12V
- Spinner w/10-COG Pulley
- 1/2" Shaft
- 3-1/2" Dia. body
- Prewired male blade type connectors
- Commonly used with 9031200 conveyor motor




PART NO.	DESCRIPTION
9031201	Spreader Motor, 12V, 5/8" Shaft

Compares to: Blizzard®, Fisher®, Western® 78300

CLUTCH ASSEMBLY, UNIVERSAL, 1" SHAFT

- 6 AMPs
- 47 Watts
- Hi-Torque



1401150

PART NO.	DESCRIPTION
1401150	Clutch Assy. Elec. 12 VDC

Compares to: Air-Flo A40032; Henderson 51873; Swenson 04138-017-00; Hi-Way 41719; Meyer 61167; Fisher 9207; Western 65212; Hiniker 80302223; Hiniker 80302146; Ogora 51509; Boss PMV0107; Boss PMV1013; Monroe 00069497; Monroe 05050107; Down Easter SPN104C; Torwell E22

ELECTRIC THROTTLE MOTOR



1411907 shown with mounting bracket

PART NO.	DESCRIPTION
1411907	Electric Throttle Motor w/Terminals
1410713	Electric Throttle with Brackets for B&S Gas Engines

STARTER MOTOR

- 12VDC
- CCW
- 14 Tooth Pinion
- Replaces OEM Part No. 693551



PART NO.	DESCRIPTION
1410719	Starter Motor. Briggs & Stratton

BATTERY, 12V


- 12V
- 20 A
- 275 CCA Gel Cell
- 7.125" L x 3" H x 6.575" H



PART NO.	DESCRIPTION
1410717	Battery, 12V

UNIVERSAL SPREADER REPLACEMENT PARTS


DRIVE COMPONENT PARTS (FOR FULL-SIZE SPREADERS)




3010057/3010863



3010846



3019690




4F32SCR

PART NO.	DESCRIPTION	WT (LBS.)
3010034	1-1/2" Idler Shaft, 28" Long	5.0
3010057	50:1 Gearbox w/2" Shaft	139
3010845	Sprocket, 8-Tooth, 2" for 667X Chain	7.6
3010846	Sprocket, 8-Tooth, 1-1/2" for 667X Chain	7.7
3010863	25:1 Gearbox w/2" Shaft	139
3010603	1.5" HD Takeup Bearing	6.8
3019690	6:1 Gearbox, Spur Gears	64
4F32SCR*	2" Flange Bearing, 4-Bolt, 5-1/8" Centers	6.9

*Compares to Swenson® 04080-04700, Warren® 70030046


YELLOW POLYURETHANE REPLACEMENT SPINNERS

- 1/4" thru hole
- Fin height - 2.25"



PART NO.	DESCRIPTION
1308900	Spinner Yellow Poly, 18" dia. CCW
1308901	Spinner Yellow Poly, 18" dia. CW
1308902	Spinner Yellow Poly, 18" dia. Straight
1308903	Spinner Yellow Poly, 20" dia. CCW
1308904	Spinner Yellow Poly, 20" dia. CW
1308905	Spinner Yellow Poly, 20" dia. Straight
1308906	Spinner Yellow Poly, 24" dia. CCW
1308907	Spinner Yellow Poly, 24" dia. CW
1308908	Spinner Yellow Poly, 24" dia. Straight


UNIVERSAL REPLACEMENT SPINNERS & HUBS



9240016A - 18"



9240020 - 20"



3022224 - 20"




924F0017A



924F0017T

PART NO.	DESCRIPTION
9240016	Universal Spinner, 18" dia., Poly, CCW
9240016A	Universal Spinner, 18" dia., Poly, CW
9240020	Universal Spinner, 20" dia., Poly, CCW
3022224	Spinner, 20", SST, CCW (fits 924F0017A or -T)
3022198	Spinner, 20", SST, CW (fits 924F0017A or -T)
924F0017A	Univ. Spinner Hub (keyed & cross drilled) 1 1/2" H
924F0017T	Univ. Spinner Hub (keyed & cross drilled) 2-7/8" H

SPINNER DISK/SPINNER HUB



1308890

PART NO.	DESCRIPTION	OEM PART NO.
1308890	Spinner, 12-3/4" OD Poly Straight, 1" Shaft	06005 Swenson
3008045	Spinner Disk, 11-1/2" OD Poly, 1" Shaft	14004 Air-Flo
3008632	Spinner Hub, Universal, 1" shaft, 3" H for mid & full size hopper spinners	

TAILGATE SPREADER AUGER BEARINGS



PART NO.	DESCRIPTION	OEM PART NO.	WT (LBS.)
AB2H16F	Bearing, 2-Hole Mount, 1" ID, 3" C-C	60290-M	1.0
AB3H20F	Bearing, 3-Hole Mount, 1-1/4" ID, 3-5/8" C-C	61465-M *S-0408000500	1.2
9240086	Bearing, 2-Hole Mount, 1-1/4" ID, 3-5/8" C-C	61499-M	1.0
AB2H18S	Bearing, 2-Hole Mount, 1-1/8" ID, 4-19/32" C-C	*W-94953 Conv.	2.3
AB2H20S	Bearing, 2-Hole Mount, 1-1/4" ID, 4-3/4" C-C	*H-78499	2.5


*M=Meyer, H=Henderson, W=Western, S=Swenson

SIDE SPILL SHIELDS FOR MUNICIPAL SPREADERS



PART NO.	DESCRIPTION	WT (LBS.)
1492144	Spill Shield, 2' x 12' Belted 3/8" Thick Rubber (each)	56
1492168	Spill Shield, 2' x 14' Belted 3/8" Thick Rubber (each)	65

FRONT SHIELD FOR MUNICIPAL SPREADERS




PART NO.	DESCRIPTION	WT (LBS.)
3022963	Front Spill Shield, Stainless Steel, Bolt-On or Weld-On	82

JACK ASSEMBLY



3010443




3010310 (Jack Only)



3036648 (Handle Assembly)

PART NO.	DESCRIPTION	WT (LBS.)
3010443	Jack Assembly	13.7
3010310	Jack Only	7.15
NEW 3036648	Handle Assembly Only (handle, U-joint bearing, & hardware)	6.55

UNIVERSAL FOLDING SPREADER LADDER




PART NO.	DESCRIPTION	LIST	WT (LBS.)
3022060	Universal Folding Spreader Ladder, Stainless Steel, Full Size	698.00	36

SPREADER PARTS

V-BOX REMOTE IDLER BEARING GREASE KIT

- Idler Bearings
- Drive Bearing
- Screw Jack




PART NO.	DESCRIPTION	WT (LBS.)
3020624	V-Box Remote Grease Kit, 3-line	8.00

V-BOX CHAIN LUBRICATOR KIT




PART NO.	DESCRIPTION	WT (LBS.)
3020625	V-Box Chain Lubricator Kit, SS	8.00

V-BOX CRANK-UP CHUTE KIT



PART NO.	DESCRIPTION
3020626	V-Box Crank-Up Chute Kit

CONVEYOR CHAIN REPLACEMENT FOR HOPPER SPREADERS



SPREADER
PARTS

PART NO.	BRAND	MODEL	OEM PART NO.	CHAIN LINKS	CENTER TO CENTER	PITCH NO.	BAR QTY.	CROSS BARS	BAR SPACING	WT (LBS.)
1450110	Air-Flo	PS-8E	40012	8'/123	10-1/2"	662	41	3/4" x 1/4"	5"	53
1450111	Air-Flo	PSV-8E	A40142-40155	8'/123	9-3/4"	662	41	3/4" x 1/4"	5"	70
1450120	Air-Flo	PS10E	A40092	10'/154	10-1/2"	662	51	3/4" x 1/4"	5"	87.
1450150	Air-Flo	AF-24D	60065	10'/114	20-1/2"	667X	57	1-1/2" x 3/8"	4 1/2"	266
1450155	Air-Flo	AF-24D	60067	12'/138	20-1/2"	667X	69	1-1/2" x 3/8"	4 1/2"	319
1450160	Air-Flo	AF-24D	60069	14'/160	20-1/2"	667X	80	1-1/2" x 3/8"	4 1/2"	372
NEW 1450171	Air-Flo	Flo 'N Dump	70074	10'/94	30"	667XH	94	1-1/2" x 1/2"	2-1/4"	700
NEW 1450173	Air-Flo	Flo 'N Dump	70076	12'/114	30"	667XH	114	1-1/2" x 1/2"	2-1/4"	849
NEW 1450175	Air-Flo	Flo 'N Dump	70078	14'/136	30"	667XH	136	1-1/2" x 1/2"	2-1/4"	1,013
1450190	Curtis	TS17/TS25	1TS17-E15	8'/132	10-5/8"	662	44	1" x 1/4"	5"	60
1451110	Fisher**	RC	9177	8'/123	10-1/2"	662	41	3/4" x 3/16"	5"	51
1451111	Fisher	HC	68474	8'/123	14"	662	41	3/4" x 3/16"	5"	70
1451113	Fisher	HC	68435	10'/159	14"	662	41	1" x 1/4"	5"	88
1452110	Flink	LMC-6A	25353	8'/92	14-1/4"	667H	31	1" x 1/4"	7"	74
1452150	Flink	LMC-5H	20096	10'/118	21-1/8"	667X	59	1-1/2" x 3/8"	4 1/2"	270
1453108	Down Easter	MID-SIZE	SPGV110A	8'/123	12-1/4"	662	41	3/4" x 3/16"	5"	70
1453110	Hiniker	540/640	401-00336	8'/90	11-1/2"	667H	30	3/4" x 1/4"	7	60
1453112	Down Easter	MID-SIZE	SPGV110A	10'/160	12-1/4"	662	41	1" x 1/4"	5"	88
1453115	Tarco	Highlander Jr.	23652-1	8'/123	12"	662	41	1" x 1/4"	5"	66
1453120	Tarco	HLHY210	30137-10A	10'/121	21-1/2"	667X	60	1-1/2" x 3/8"	4 1/2"	256
1453160	Good Roads	Series 3	90000926	10'/121	22-1/2"	667X	60	1-1/2" x 3/8"	4 1/2"	260
1453168	Good Roads	Series 3	90000930	14'/169	22-1/2"	667X	80	1-1/2" x 1/4"	4 1/2"	296
1454110	Henderson	FSP	61201	8'/123	11-1/4"	662	41	3/4" x 1/4"	5"	58
1454112	Henderson	FSP	61201-77034	10'/160	11-1/4"	662	53	3/4" x 1/4"	5"	73
1454123	Henderson	FSM	—	8'/124	13-3/4"	662	41	1" x 1/4"	5"	70
1454124	Henderson	FSM	—	9'/138	13-3/4"	662	46	1" x 1/4"	5"	88
1454125	Henderson	FSM	—	10'/150	13-3/4"	662	50	1" x 1/4"	5"	97
1454150	Henderson	FSH	77467-77468	10'/112	21-1/8"	667X	56	1-1/2" x 1/4"	4 1/2"	193
1454155	Henderson	FSH	77471-77472	12'/142	21-1/8"	667X	71	1-1/2" x 3/8"	4 1/2"	232
1454160	Henderson	FSH	77470	14'/164	21-1/8"	667X	82	1-1/2" x 3/8"	4 1/2"	271
1455110	Hi Way	P	34066	8'/123	10-3/8"	662	41	3/4" x 3/16"	5"	51
1455113	Hi Way	Super P	79305	8'/123	14-1/4"	662	41	1" x 1/4"	5"	78
1455115	Hi Way	Super P	84723	10'/159	14-1/4"	662	53	1" x 1/4"	5"	98
1455150	Hi Way	E-2020	12993	10'/112	21-1/4"	667X	56	1-1/2" x 3/8"	4 1/2"	253
1455155	Hi Way	E-2020	12995	12'/138	21-1/4"	667X	69	1-1/2" x 3/8"	4 1/2"	303
1455160	Hi Way	E-2020	39605	14'/160	21-1/4"	667X	80	1-1/2" x 3/8"	4 1/2"	354

HOPPER SPREADER REPLACEMENT CHAINS


CONVEYOR CHAIN REPAIR LINK W/ HARDWARE, CONTINUED

PART NO.	BRAND	MODEL	OEM PART NO.	CHAIN LINKS	CENTER TO CENTER	PITCH NO.	BAR QTY.	CROSS BARS	BAR SPACING	LIST	WT (LBS.)
1455200	Monroe	MSPV	05036017	8'/124	12-7/8"	662	41	1" x 1/4"	5"	369.68	71
1455210	Monroe	MSPV	05036263	10'/152	12-7/8"	662	50	1" x 1/4"	5"	484.23	91
NEW 1455215	Monroe	MSPV	05036263	10'/118	20-1/2"	667X	89	1-1/2" x 3/8"	4 1/2"	1,160.79	253
1456110	Sno-Way	V & EV	96104740	8'/123	13-1/2"	662	41	3/16" x 1"	5"	428.55	57
1457110	Swenson	PV358/6318	0404301600	8'/95	12-3/4"	667H	24	1" x 1/4"	9"	395.78	57
1457110	Meyer	PV358	63181	8'/95	12-3/4"	667H	24	1" x 1/4"	9"	395.78	57
1457112	Swenson	MDV	04043-075-08	8'/92	12-3/4"	667H	45	1" x 1/4"	9"	436.24	83
1457112	Meyer	MDV	62343	8'/92	12-3/4"	667H	45	1" x 1/4"	9"	436.24	83
1457115	Swenson	MDV	04043-075-09	9'/102	12-3/4"	667H	50	1" x 1/4"	9"	483.68	92
1457115	Meyer	MDV	62344	9'/102	12-3/4"	667H	50	1" x 1/4"	9"	483.68	92
1457120	Swenson	MDV	04043-043-00	10'/112	12-3/4"	667H	55	1" x 1/4"	5"	591.44	89
1457120	Meyer	MDV	62345	10'/112	12-3/4"	667H	55	1" x 1/4"	5"	591.44	89
1457150	Swenson	EV100	0404503700	10'/119	20-1/4"	667X	59	1-1/2" x 1/4"	4 1/2"	917.44	209
1457157	Swenson	EV100/150/200	0404513700	11'/130	20-1/4"	667X	60	1-1/2" x 3/8"	4 1/2"	1,217.00	230
1457155	Swenson	EV150/200	0404507300	10'/119	20-1/4"	667X	59	1-1/2" x 3/8"	4 1/2"	1,210.50	260
1457160	Swenson	EV100/150/200	0404539006	12'/142	20-1/4"	667X	71	1-1/2" x 3/8"	4 1/2"	1,296.00	312
1457165	Swenson	EV100/150/200	0404539008	14'/164	20-1/4"	667X	82	1-1/2" x 3/8"	4 1/2"	1,489.61	364
1458110	Smith II	Series II	120-7A	8'/125	10-1/2"	662	42	1" x 1/4"	5"	362.52	55
NEW 1458115	Smith II	Series II	55416HC	10'/118	21"	667X	59	1-1/2" x 3/8"	4 1/2"	1,143.00	250
NEW 1458200	Tenco	Tenco	523200643	10'/112	15-1/2"	667H	56	1-1/4" x 3/8"	4.64"	795.00	175
1458210	Torwell	Economizer	E15	8'/132	10-5/8"	662	44	1" x 1/4"	5"	372.12	60
1458213	Torwell	Torwell	T140100	10'/118	15"	667X	59	1-1/2" x 3/8"	4 1/2"	1,047.96	179
1458215	Torwell	Torwell	T140102-10	10'/118	21"	667X	59	1-1/2" x 3/8"	4 1/2"	1,143.40	250
1459100	Warren	AC1410/20	22004432	8'/129	11-1/4"	662	43	1" x 1/4"	5"	395.80	74
1459110	Western**	RC	65183	8'/123	10-1/2"	662	41	3/4" x 3/16"	5"	342.43	51
1459111	Western	HC	68474	8'/123	14"	662	41	3/4" x 3/16"	5"	353.31	70
1459112	Warren	E/AC-2420	22004432SP	10'/118	20-1/2"	667X	89	1-1/2" x 3/8"	4 1/2"	1,160.79	253
1459113	Western	HC	68435	10'/159	14"	662	41	1" x 1/4"	5"	493.92	88

SPREADER PARTS

*All pintle chains are dipped in black oxide paint. Extra chain pin and cotter included.
Standard crossbar thickness varies between brands: 3/16" to 1/4" on 8' units. 1/4" to 3/8" on 10'+ units. **with 10-3/8" to 10-1/2" chain centers.

CONVEYOR CHAIN REPAIR LINK W/ HARDWARE



PART NO.	DESCRIPTION	WT (LBS.)
1401100RL	Link, 662 Conveyor Chain Repair	0.17
1401101RL	Link, 667H Conveyor Chain Repair	0.17
1401102RL	Link, 667X Conveyor Chain Repair	0.17

15 GALLON CENTRAL HYDRAULIC SYSTEMS WITH GARMIN® GPS GROUND SPEED CONTROL

SPREADER CONTROLS:

- Ground speed spreader control provides proportional spreader operation.
- Garmin® GPS antenna provides exceptional spreader response & material savings. Controller automatically switches to manual mode if signal is interrupted and back to auto mode when regained.
- Compact, 3-Function spreader controller (Auger-Conveyor, Spinner & Pre-wet).
- LED display, indexed dials, programmable blast (1-30 seconds) and low pressure pre-wet indicator.

DUMP HOIST & PLOW CONTROLS:

- 11 GPM, 3-Way plow lift/4-way plow angle with 2 cross-over port reliefs/4-Way DA dump hoist with down-port relief and power beyond.
- 30 GPM, adjustable flow divider.
- Plow switch is detented to provide float in down position.
- Hoist safety interlock system.

15 GALLON RESERVOIR W/VALVE ENCLOSURE

- 304 Stainless steel construction
- In-tank return line filter, stainless strainer, rust-free breather-filler and shielded sight-temperature gauge.
- Bottom ported valves eliminates excess plumbing.
- Pre-Plumbed for simpler installation



6381561

GARMIN

PART NO.	DESCRIPTION
6381540	Central Hydraulic System, 15 gal., 4-Function
6381541	Central Hydraulic System, 15 gal., 4-Function w/GPS Ground Speed Control
6381560	Central Hydraulic System, 15 gal., 6-Function
6381561	Central Hydraulic System, 15 gal., 6-Function w/GPS Ground Speed Control

30 GALLON CENTRAL HYDRAULIC SYSTEMS WITH GARMIN® GPS GROUND SPEED CONTROL

SPREADER CONTROLS:


- Ground speed spreader control provides proportional spreader operation.
- Garmin® GPS antenna provides exceptional spreader response & material savings. Controller automatically switches to manual mode if signal is interrupted and back to auto mode when regained.
- Compact, 3-Function spreader controller (Auger-Conveyor, Spinner & Pre-wet)
- Color, TFT-LCD touch screen display, programmable blast (1-30 seconds) and low pressure pre-wet indicator

DUMP HOIST & PLOW CONTROLS:

- 10 GPM, 4-Way plow lift/4-way plow angle with 2 cross-over port reliefs/4-Way DA dump hoist with down-port relief and power beyond
- 30 GPM, 4-way DA dump hoist with down-port relief
- Hoist safety interlock system
- Proportional pneumatic hoist and plow controls
- Adjustable console and base

30 GALLON RESERVOIR W/VALVE ENCLOSURE

- 304 Stainless steel construction
- In-tank return line filter, stainless strainer, rust-free breather-filler and shielded sight-temperature gauge
- Bottom ported valves eliminates excess plumbing
- Pre-Plumbed for simpler installation



closeup of 4.3" touch screen

Optional 8-function "Smart Switch" panel with backlit legends, LED indicator lights and 15 amps load rating per switch (Part No. 6391308)

6383060

Control Console and Stand

PART NO.	DESCRIPTION
6383060	Central Hydraulic System, 30 gal., 6-Function, Elec./Air, Controls & Stand
6383061	Central Hydraulic System, 30 gal., 6-Function w/GPS Ground Speed Control, Elec./Air, Controls & Stand
6391308	8 Function "Smart Switch" Panel with backlit legends, LED indicator lights and 15 amp load rating per switch

ELECTRIC-HYDRAULIC SPREADER CONTROL KITS MODELS HV715EPG & HV1030EPG

KIT INCLUDES:

- 3 Function Controller with LED Display: Spinner, Auger-Conveyor, Electric Pre-wet
- Enclosed Proportional Valves
- Adjustable 1-30 seconds material blast
- Wire harness
- **Garmin™ GPS Plug-in Antenna (sold separately)**



PART NO.	DESCRIPTION
HV715EPG	Elec-Hyd Spreader Control Kit, 7 GPM Spinner/15 GPM Auger-Conveyor
HV1030EPG	Elec-Hyd Spreader Control Kit, 10 GPM Spinner/30 GPM Auger-Conveyor
GPS1	Garmin™ GPS Unit with signal conditioner

STAINLESS STEEL RESERVOIRS

- 3/4", 1", & 1-1/4" NPT return ports & 1-1/4" NPT port on reservoir front
- 2" NPT suction port (2 on 15 gal., 1 on 30 gal.)
- 3/4" NPT port on reservoir top, inside enclosure
- 10 gauge, 304 SST
- 26 GPM tank mounted return line filter, 1" port (15 gal. only)
- 50 GPM tank mounted return line filter, 1-1/4" port (30 gal. only)
- Removable valve enclosure lid and valve mounting plate
- 2" suction strainer



SMR15VESS



SMR30VESS

PART NO.	DESCRIPTION
SMR15VESS	15 Gal w/valve enclosure
SMR30VESS	30 Gal w/valve enclosure

ELECTRIC-HYDRAULIC SPREADER CONTROL KITS MODELS HV715EP & HV1030EP:

KIT INCLUDES:

- 12V programmable controller with detented auger-conveyor/spinner controls
- Dual LED, displays valve settings
- Momentary auger-conveyor blast button (Adjustable duration)
- Electric/Hydraulic spreader valve (anodized)
- Poly "Top Hat" sealed enclosure 8-3/4" Diameter x 9" High



PART NO.	DESCRIPTION
HV715EP	Elec-Hyd Spreader Valve Kit, 7 GPM Spinner/15 GPM Auger-Conveyor
HV1030EP	Elec-Hyd Spreader Valve Kit, 10 GPM Spinner/30 GPM Auger-Conveyor
HVC05	Controller

SECTIONAL VALVES


One to eight work sections. Options include power beyond, work/anti-cavitation ports, cable connection kits (B303035) for use with our RVC Series cables. Call for quotes.

- 21GPM
- 2,250 PSI Factory Set Relief Valve/Manually adjustable to 3,200 PSI
- Inlet /Outlet Ports 3/4" Straight Thread 1-1/16" -12
- Work Ports 5/8" Straight Thread 7/8"-14
- 3-Way Detent for Plow Float*
- 4-Way Double Acting Plow Angle, Set at 1,800 PSI Relief*
- 4-Way Double Acting Dump Hoist, Set at 500 PSI for Power Down Relief
- Power Beyond for Spreader Valve
- 204PRPB 20 GPM 4-Way with one port relief and power beyond

*Applies to 203D4PR42PRPB Valve Only



203D4PR42PRPB



204PRPB


PART NO.	DESCRIPTION
203D4PR42PRPB	3-Section Valve w/Power Beyond
204PRPB	4-Way Valve w/Power Beyond

HYDRAULIC SPREADER MOTORS




CM prefix =
Buyers Motor
HM prefix =
Char-Lynn® Motor

HM074P



CM004P



CM072P

PART NO.	DESCRIPTION	OEM PART NO.	WT. (LBS)
CM004P	Spinner	*M-60324 *F-462-1 *S-04101-035-00 *C-101-1001	14.0
CM004PH	w/ Cross-Drilled Shaft	Henderson *M-60324	13.0
HM004P	Spinner	*F-462-1 *C-101-1001 *S-04101-035-00	8.0
HM006P	Spinner	*W-95277 *C-101-1319	11.3
CM012P	Auger (Gear Box)	*C-101-1026	8.9
HM012P	Auger (Gear Box)	*C-101-1026 *C-101-1003	8.9
CM034P	Auger (Gear Box)	*M-61353	10.0
HM034P	Hydraulic, Auger (Gear Box)	*M-61353 *C-101-1003	10.0
HM034PS	Auger (Gear Box) with Speed Sensor		10.0
CM074P	Motor-Hyd., Auger(Direct Drive)	*M-60295 *M-62452 *F-462L *C-101-1007 *S-04101-042-00	12.5
HM074P	Motor-Hyd., Auger(Direct Drive)	*M-60295 *M-62452 *F-462L *C-101-1007 *S-04101-042-00	12.5
CM084P	Motor-Hyd., Auger(Direct Drive)	*W-95277 *C-101-1008	14.8
HM084P	Motor-Hyd., Auger(Direct Drive)	*W-95277 *C-101-1008	14.8
CM092P	Motor-Hyd., 2-Bolt, 24.9 cu.in.	White - 200400A1015	21.2

*F=Flink, M=Meyer, S=Swenson, W=Western, C=Char-Lynn, H=Henderson


HYDRAULIC SPREADER VALVES

Dual-flow regulator with built-in on/off control plus system relief and pressure compensated to 22 or 40 gpm.


- Easy installation with minimum plumbing.
- Detent hand knob for each flow control—easy to adjust flow—11 positions.



HV715




HV020




HCR050



HRV07516



HFDL075



HCVD08

PART NO.	DESCRIPTION	WT. (LBS)
HV515LS	Valve only, 5 GPM/15 GPM, #12 SAE Ports	7.0
HV1030LS	Valve only, 10 GPM/30 GPM, #12 SAE Ports	7.0
HV020	Valve only, NPT 20 GPM	7.0
HV715	Valve only, NPT 15 GPM	7.0
HV715SAE	Valve only, SAE 15 GPM	7.0
HV1030	Valve only, NPT 30 GPM	7.5
HV1030SAE	Valve only, SAE 30 GPM	7.0
HVC715	Valve & Console	21.0
HVC1030	Valve & Console	21.0
HVC1	Console only	13.5
HVKB	Repl. Knob	0.2
HCR050	1/2" Crossover Relief Valve	7.0
HCR075	3/4" Crossover Relief Valve	7.0
HRV07516	Inline Relief Valve, #12 SAE, Preset at 1650 PSI	2.2
HFDL075	Flow Divider Lever Style, 0-30 GPM	7.8
HFDL075SAE	1/2" Crossover Relief Valve	7.7
HCVD08	1/2" NPT Double Check Valve	3.2
HCVD08SAE	1/2" SAE Double Check Valve	3.2


HYDRAULICS

ELECTRIC PLOW POWER UNIT W/ ROCKER SWITCHES

Complete power unit, featuring a pre-wired rocker switch control panel. The control panel provides 4-way/3-way finger tip control for Power Up, Hold, and Gravity Down of the lift cylinder; as well as Power Reverse for exact angling position. The safety by-pass protects the angle cylinder in the event of a collision with a hidden object. The PU3593 horizontal-mount power unit features a 1.3-quart reservoir. This unit replaces B683 and B693.



PU3593




PU3593LRV

PART NO.	DESCRIPTION	WT. (LBS)
PU3593	Electric Plow Power Unit w/Push Button Valves	34
PU3593LR*	Electric 4-Way/3-Way Valve DC Power Unit, Horizontal Steel .83 Gallon Reservoir	34
PU3593LRV*	Electric 4-Way/3-Way Valve DC Power Unit, 170 cu. in. 6" x 9" Vertical Steel .72 Gallon Reservoir	34

* Larger reservoir models recommended for full-size municipal plows

ELECTRIC UNIT REPLACEMENT SOLENOIDS

- 80 AMP
- Continuous Duty
- Ground Activated



1306505



17757

PART NO.	DESCRIPTION	WT. (LBS)
1306505	Insulated - fits PU5007, PU5003	0.8
1306510	Grounded - fits PU3593	0.9
17757	3 Post Solenoid, 12V Start - fits PU3593	0.9

ELECTRIC PLOW POWER UNIT WITH LEVERS

Complete power unit, featuring a 4-way/3-way manual valve for Power Up, Hold, and Gravity Down of lift cylinder; as well as Power Reverse for angle control. Manual valve may also be ordered with Float in the Neutral Position for plows with locking pins. This horizontally-mounted power unit features a 1.8-quart reservoir.



PART NO.	DESCRIPTION	WT. (LBS)
PU5007	Electric Plow Power Unit w/Manual Valves	35

ELECTRIC PLOW POWER UNIT WITH MANUAL LEVERS

Same unit as above (PU5007) without 4-way valve. For Power Up, Hold, and Gravity Down. This vertically-mounted power unit features a 1.3-quart reservoir.



PART NO.	DESCRIPTION	WT. (LBS)
PU5003	Electric Plow Power Unit w/Manual Valves	32

PLOW COUPLER DRAIN VALVE

- Relieves plow coupler pressure to disconnect plow couplers more easily
- 1/2" ORB pressure ports
- 1/4" ORB return port
- Machined billet aluminum
- Anodized finish




NEW


PART NO.	DESCRIPTION	WT. (LBS)
6241005	Plow Coupler Drain Valve	1.4

CURB GUARDS

- Highway Punch Plate Pattern.
- Heavy-duty 1/2" or 5/8" steel.
- Fits most 9' plows & all 10' plows.
- Hole pattern 3" - ctr to ctr



1301800



1301805



1301815

PART NO.	DESCRIPTION
1301800	Driver - 1/2" x 6" x 12.26"
1301805	Curbside - 1/2" x 6" x 12.26"
1301815	Universal - 1/2" x 6" x 10"
1301816	Universal - 1/2" x 8" x 10"
1301818	Universal - 5/8 x 8" x 10"

STEEL CUTTING & COVER EDGES: HIGHWAY PUNCH*



PART NO.	DESCRIPTION
1317017	5/8" x 6" x 24" STD HWY
1317018	5/8" x 6" x 24" STD HWY-CTSK
1317019	5/8" x 6" x 36" STD HWY-CTSK
1317007	5/8" x 6" x 48" STD HWY-CTSK
1317006	5/8" x 6" x 108" STD HWY
1317020	5/8" x 6" x 108" STD HWY-CTSK
1301281	5/8" x 6" x 120" STD HWY
1317000	5/8" x 6" x 120" STD HWY-CTSK
1317001	5/8" x 6" x 132" STD HWY
NEW 1317026	5/8" x 6" x 144" STD HWY
1317005	5/8" x 8" x 96" STD HWY
1317025	5/8" x 8" x 96" STD HWY-CTSK
1317004	5/8" x 8" x 108" STD HWY
1317021	5/8" x 8" x 108" STD HWY-CTSK
1317002	5/8" x 8" x 120" STD HWY
1317012	5/8" x 8" x 120" STD HWY-CTSK
1317003	5/8" x 8" x 132" STD HWY
1317023	5/8" x 8" x 132" STD HWY-CTSK
1303542	5/8" x 8" x 144" STD HWY
1317024	5/8" x 8" x 144" STD HWY-CTSK
1317013	3/4" x 6" x 24" STD HWY-CTSK
1317038	3/4" x 6" x 36" STD HWY-CTSK
1317039	3/4" x 6" x 48" STD HWY-CTSK
1317014	3/4" x 8" x 48" STD HWY
1317015	3/4" x 8" x 60" STD HWY
1317016	3/4" x 8" x 72" STD HWY
1317008	3/4" x 8" x 108" STD HWY-CTSK
1317009	3/4" x 8" x 120" STD HWY-CTSK
1317010	3/4" x 8" x 132" STD HWY-CTSK
1317011	3/4" x 8" x 144" STD HWY-CTSK
1317040	3/4" x 6" x 36" Carbide-CTSK
1317041	3/4" x 6" x 48" Carbide-CTSK
1301280	1/2" x 6" x 120" STD HWY (Cover Edge)
1317046	1/2" x 6" x 132" STD HWY (Cover Edge)
1317047	1/2" x 6" x 144" STD HWY (Cover Edge)

*See pgs. 103-104 for detailed dimensions.

YELLOW POLYURETHANE CUTTING EDGES



PART NO.	DESCRIPTION	WT. (LBS)
1312505	1-1/2" x 8" x 96", no holes	48.0
1312510	1-1/2" x 8" x 108", no holes	54.0
1312515	1-1/2" x 8" x 120", no holes	59.0

BLACK POLYETHYLENE CUTTING EDGES



PART NO.	DESCRIPTION	WT. (LBS)
1312534	1" x 6" x 80", no holes	16.3
1312536	1" x 6" x 90", no holes	18.4
1312537	1" x 6" x 96", no holes	19.6

RUBBER CUTTING EDGES



PART NO.	DESCRIPTION
1312546	1-1/2" x 10" x 108", STD HWY PUNCH
1312547	1-1/2" x 10" x 120", STD HWY PUNCH
1312548	1-1/2" x 10" x 132", STD HWY PUNCH
1312549	1-1/2" x 10" x 144", STD HWY PUNCH

CUTTING EDGE NUTS & BOLTS



FCB063011400
5/8" x 4"

FCB063011251
5/8" x 2.5"

PART NO.	DESCRIPTION	WT. (LBS)
FCB063011400	Zinc Carriage Bolt	.20
FNE063011069	Nylon Lock Nut	.08
FCB063011251	Black Plow Bolt	.27



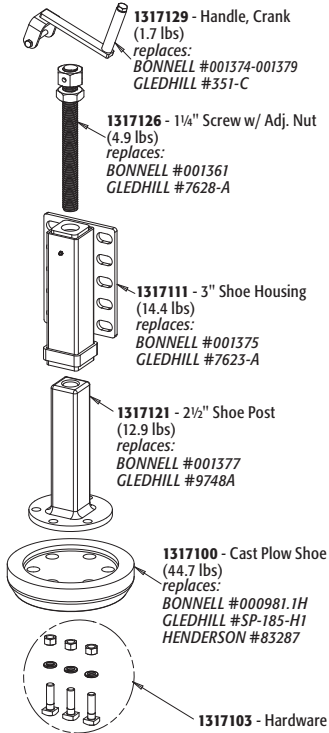
PART NO.	DESCRIPTION	WT. (LBS)
NEW 16360471	Set of 14 (5/8" x 4") Zinc Carriage Bolts	8

MUNICIPAL HIGHWAY PLOW PARTS AND ACCESSORIES

PLOW RUNNING GEAR ASSEMBLY

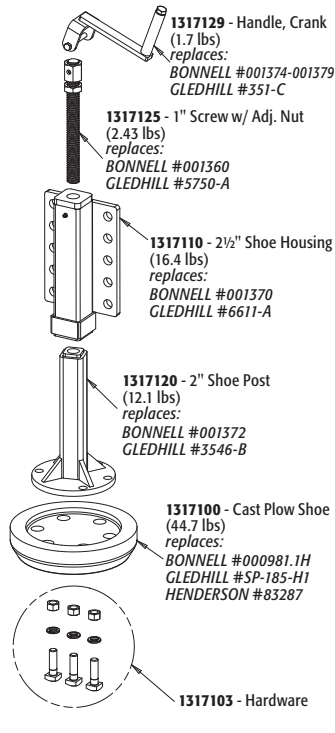
1317131 Running Gear Assy.

REPLACES BONNELL #001329
REPLACES GLEDHILL #7230-A-22



1317130 Running Gear Assy.

REPLACES BONNELL #001328
REPLACES GLEDHILL #7230-A-11



PART NO. DESCRIPTION


1317130	Plow Assy. Running Gear w/ Shoe, 2-1/2"
1317131	Plow Assy. Running Gear w/ Shoe, 3"

PLOW RUNNING GEAR ASSEMBLY PARTS

PART NO.	PART NO.
1317110	1317125
1317111	1317126
1317120	1317129
1317121	

CAST UNIVERSAL SNOWPLOW SHOES

- Plow Shoe, Universal
- 6" bolt centers
- 3/4" square holes
- 10.625" diameter x 2.34" thick



PART NO. DESCRIPTION

1317100	Shoe, Plow, Cast, Universal, 3/4" Sq Hole
1317103	Hardware Kit for 1317100

CAST PLOW SHOE



PART NO.	DESCRIPTION	OEM NUMBER
1317140	6" Cast Plow Shoe	Gledhill® # 15646-C
1317141	8" Cast Plow Shoe	Gledhill® # 15647-C

CASTER ASSEMBLY



PART NO. DESCRIPTION

1317132	10" Muni Plow Caster Assembly
---------	-------------------------------

CHAIN LIFT PLOW BLOCK

- Works with 7/16" - 1/2" chain



PART NO. DESCRIPTION

PART NO.	DESCRIPTION	REPLACES OEM NUMBER
1317119	Chain Lift Plow Block	Gledhill® # 7620-B

LIFT CHAIN SPRING

- Reduces shock and wear on plow lift components



PART NO. DESCRIPTION

1317288	Muni Plow Lift Chain Spring
---------	-----------------------------

TRIP EDGE CURB GUARD


- 4-1/2" Dia.
- 1-3/8" Thick
- 1-1/4" x 6" Post



PART NO. DESCRIPTION


PART NO.	DESCRIPTION	OEM NUMBER
1317150	Trip Edge Curb Guard	Henderson® 95001

PLOW QUICK HITCH ATTACHMENTS




PART NO.	DESCRIPTION
1317200	Quick Hitch, Plow Portion, Drop Pin Style (works on various Highway plows)
1317210	Quick Hitch, Truck Portion, Drop Pin Style (works on various Highway plows)
1317260	21" Swivel Adapter, Pin Ear
1317262	30.5" Swivel Adapter, Pin Ear
1317263	Penn DOT Style Swivel Adaptor

HUSTINGS STYLE PLOW HITCH ASSEMBLIES



PART NO.	DESCRIPTION
1317212	29" Truck Side
1317214	29" Plow Portion
1317216	34" Truck Side
1317218	34" Plow Portion
1304520	3" x 10" Single Acting Lift Cylinder
1304512	3" x 10" Double Acting Lift Cylinder
1317222	Roller Kit

PLOW HITCH ASSEMBLIES



PART NO.	DESCRIPTION
1317220	Hitch Assembly, Blank, 3" dia. DA Cylinder
1317230	Hitch Assembly, Drop Pin, 3" dia. DA Cylinder
1317240	Bumper to Frame Hitch Mount Kit
1317250	Hitch Assembly, Pin Ear, 3" dia. DA Cylinder
1317235	Tilt, Drop Pin, 3" dia. DA Cylinder
1317255	Tilt, Pin Ear, 3" dia. DA Cylinder
NEW 1317265	Tilting Quick Hitch
1317270*	Bumper to Axle, Drop Pin*
1317275*	Bumper to Axle, Pin Ear*
1317280	Penn DOT Style, Hitch Assembly

*Cylinder Sold Separately

MUNICIPAL PLOW PARTS

MUNICIPAL HIGHWAY PLOW PARTS AND ACCESSORIES

SINGLE- & DOUBLE-ACTING HYDRAULIC CYLINDERS FOR HIGHWAY SNOWPLOWS




Single-Acting



Double-Acting


PART NO.	DESCRIPTION	OEM PART NO.	BORE	STROKE	ACTING	C TO C RETRACTED	C TO C EXTENDED	ROD FLAT	PIN SIZE	PORT SIZE	PORT LOCATION
1304505	Standard, 1-1/2" x 10"	STD.	1-1/2"	10"	Single	17"	27"	1-1/2"	1"	1/4" NPT	Inline
1304510	Standard, 2" x 10"	STD.	2"	10"	Single	17-1/4"	27-1/4"	1-1/2"	1"	1/4" NPT	Inline
1304515	Standard, 2-1/2" x 10"	STD.	2-1/2"	10"	Single	18"	28"	1-1/2"	1"	3/8" NPT	90°
1304520	Standard, 3" x 10"	STD.	3"	10"	Single	18"	28"	1-1/2"	1"	3/8" NPT	90°
1304530	Replaces Gledhill, 2-1/2" x 10"	PD832	2-1/2"	10"	Single	17-7/8"	27-7/8"	1-1/2"	1-1/16"	3/8" NPT	90°
1304535	Replaces Gledhill, 3" x 10"	PD937	3"	10"	Single	18-1/2"	28-1/2"	1-1/2"	3/4"(R) 1"(B)	3/8" NPT	90°
1304545	Replaces Henke, 3" x 9-1/2"	7080104	3"	9 1/2"	Double	19-1/2"	29-1/2"	1-1/2"	1"	3/8" NPT	90°
1304515	Replaces Henke, 2-1/2" x 10"	7080101	2-1/2"	10"	Single	18"	28"	1-1/2"	1"	3/8" NPT	90°
1304510	Replaces Henke, 2" x 10"	7080103	2"	10"	Single	17-1/4"	27-1/4"	1-1/2"	1"	1/4" NPT	Inline
1304510	Replaces Good Roads, 2" x 10"	61200344	2"	10"	Single	17-1/4"	27-1/4"	1-1/2"	1"	1/4" NPT	Inline
1304515	Replaces Good Roads, 2-1/2" x 10"	62100383	2-1/2"	10"	Single	18"	28"	1-1/2"	1"	3/8" NPT	90°
1304520	Replaces Good Roads, 3" x 10"	62101007	3"	10"	Single	18"	28"	1-1/2"	1"	3/8" NPT	90°
1304550	Replaces Good Roads, 3" x 10"	99806239	3"	10"	Double	20"	30"	1-1/2"	1"	3/8" NPT	90°
1304505	Replaces Schmidt (Wausau), 1-1/2"x10"	W9C03493	1-1/2"	10"	Single	17"	27"	1-1/2"	1"	1/4" NPT	Inline
1304510	Replaces Schmidt (Wausau), 2"x10"	W9C04057	2"	10"	Single	17-1/4"	27-1/4"	1-1/2"	1"	1/4" NPT	Inline
1304505	Replaces Valk, 1-1/2" x 10"	CS1510	1-1/2"	10"	Single	17"	27"	1-1/2"	1"	1/4" NPT	Inline
1304510	Replaces Valk, 2" x 10"	CS2010	2"	10"	Single	17-1/4"	27-1/4"	1-1/2"	1"	1/4" NPT	Inline
1304512	Replaces Henderson	81863	3"	10"	Double	18-1/2"	28-1/2"	1-1/2"	1"	#8 SAE	Inline
1304514	Replaces Henderson	81864	4"	10"	Double	18-1/2"	28-1/2"	1-1/2"	1"	#8 SAE	Inline
1304515	Replaces Valk, 2-1/2" x 10"	CS2510	2-1/2"	10"	Single	18"	28"	1-1/2"	1"	3/8" NPT	90°
1304520	Replaces Valk, 3" x 10"	CS3010	3"	10"	Single	18"	28"	1-1/2"	1"	3/8" NPT	90°
1304555	Replaces Valk, 4" x 10"	CD4010	4"	10"	Double	20"	30"	2"	1"	3/8" NPT	90°

PIN ASSEMBLIES



PART NO.	DESCRIPTION	REPLACES OEM NUMBER
1317180	Pin Assy., 1" x 5"	Everest® 9B0157
1317181	Pin Assy., 1" x 9-1/2"	Everest® 9B0637
1317182	Pin Assy., 1-1/4" x 4"	Everest® 9B0566
1317183	Pin Assy., 1-1/4" x 5"	Everest® 9B0589
1317184	Pin Assy., 1-1/4" x 7-1/4"	Everest® 9B0543
1317185	Pin Assy., 1-1/4" x 11"	Everest® 9B0730

ATTACHING HITCH HANDLE PIN



PART NO.	DESCRIPTION	REPLACES OEM NUMBER
1317186	Attaching Hitch Handle Pin	Everest® 3S0664

EVEREST ACP PIVOT PIN FOR SAFETY TRIP



PART NO.	DESCRIPTION	REPLACES OEM NUMBER
1317187	Pivot Pin For Safety Trip, 1-1/2" dia x 9"	Everest® 3P1607

TRIP SPRINGS



1317105



1317106




1317107

PART NO.	DESCRIPTION	OEM NUMBER	WT. (LBS)
1317105	Trip Spring, Compression	Henderson® 81646	24.4
1317106	Trip Spring	Gledhill® # 1980-D3 Bonnell® BON-000700	16.5
1317107	Spring, Torsion, Trip Edge, 3/4" Square	Henderson® H95297, HENKE™ 7070057, WAUSAU™ 9C-07057	22.4

PRO-WINGS SNOWPLOW EXTENSIONS

- Additional 20" of blade width
- Doesn't affect plow trip.
- Fit most pickup-mounted snowplows
- Rubber edge

(Pro-Wings are not recommended for Meyer® 2 meter, Western® 8-1/2', or any brand 9' or 10' plows, except Meyer® 9'. Not recommended for polymer plows).
U.S. Patent No. 4-962-600



PART NO.	DESCRIPTION
PW22	Pro-Wings
0020500	Replacement Rubber for Pro-Wings


CUSTOM PRINTED SNOW DEFLECTORS

- 3/8" rubber/poly blend
 - 96" - 144" lengths available
 - 7" x 20" Max print size on 9" tall deflectors
 - 10" x 20" Max print size on 12" tall deflectors
- Inquire for Pricing on Custom Printing*



PART NO.	DESCRIPTION
1320908	Plain Deflector, .35" x 9" x 96"
1320910	Plain Deflector, .35" x 9" x 120"
1321210	Plain Deflector, .35" x 12" x 120"
1321211	Plain Deflector, .35" x 12" x 132"
1321212	Plain Deflector, .35" x 12" x 144"


THERMOPLASTIC SNOW DEFLECTOR




side view

PART NO.	DESCRIPTION
1309035	Universal Contoured, Thermoplastic Deflector, 3/16" x 8" x 108" w/Fasteners

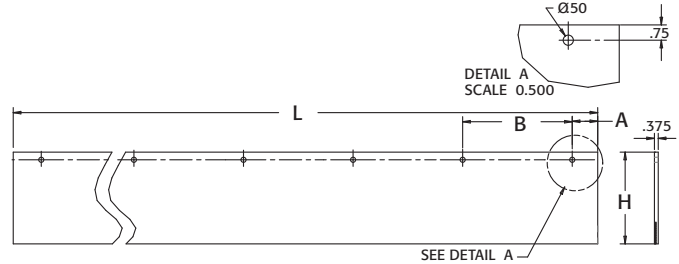
3/8" THICK BELTED RUBBER SNOW DEFLECTORS



- Universal heavy-duty belted snow deflector rubber
- Fasteners not Included




close-up of belted rubber



PART NO.	DESCRIPTION	L	H	A	B	NO. HOLES	WT. (LBS)
1309046	Deflector, V-Plow	45.75	9	2.38	10.25	5	6.6
1309052	Deflector, V-Plow	51.75	9	2.38	11.75	5	7.5
1309080	Deflector	80	7	2.00	12.67	7	9.0
1309090	Deflector	90	7	3.00	12.00	8	10.1
1309096	Deflector	96	9	2.50	13.00	8	13.9
1309102	Deflector	102	9	2.63	10.75	10	14.8
1309108	Deflector	108	9	2.25	11.50	10	15.6
1309120	Deflector	120	12	3.75	10.25	11	26.4
1309132	Deflector	132	12	2.75	11.50	12	28.9
1309144	Deflector	144	12	—	—	—	31.4

BACKUP ALARMS



BA0972



BA102 & BA107

PART NO.	DESCRIPTION
BA0972	97 dB Backup Alarm
BA102	102 dB Backup Alarm
BA107	107 dB Backup Alarm

ROL-A-BLADE CASTER SET

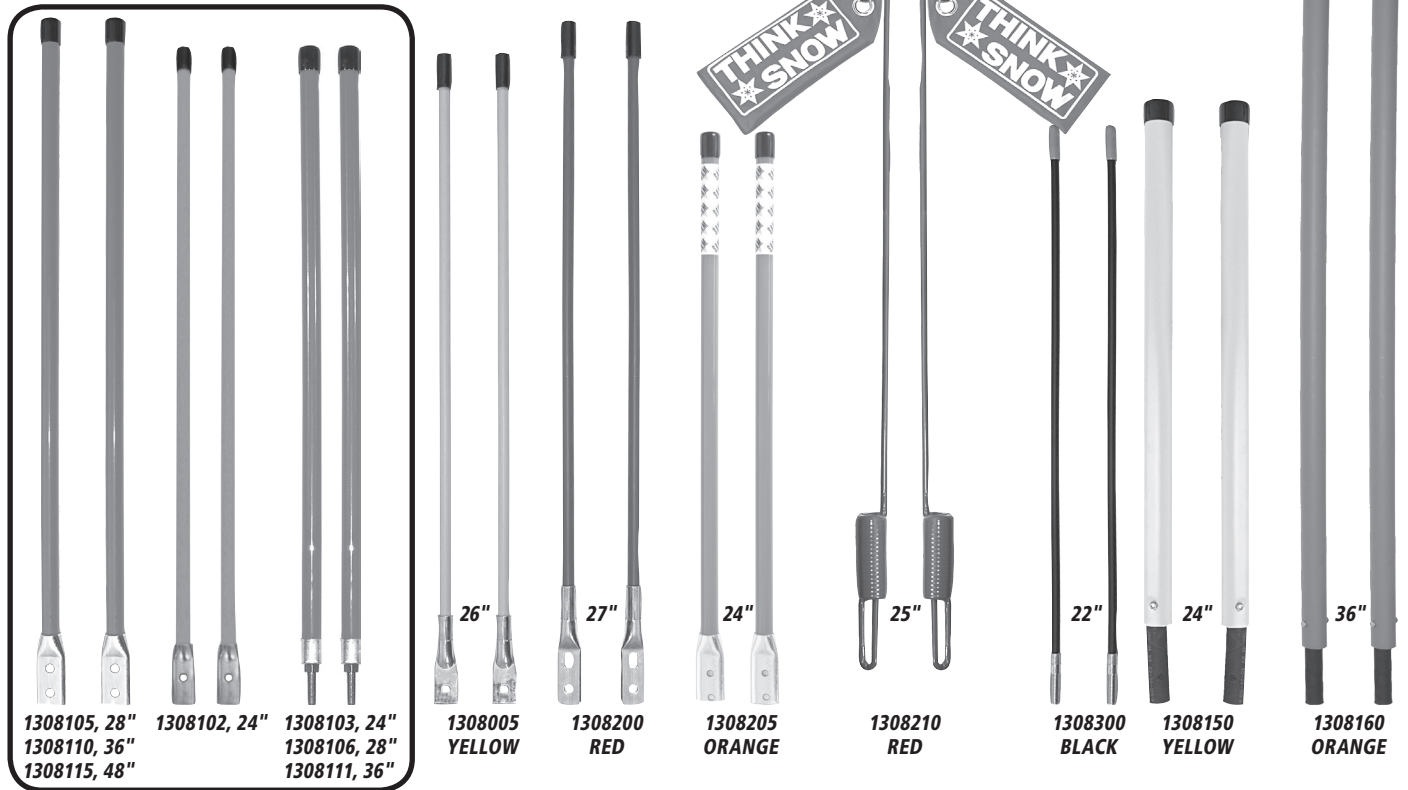
- 3 Dollies per Set
- Heavy-duty powder coated base
- Independent, locking casters are replaceable
- Capacity: 350 lbs. per dolly
- Approx. size of one: 6.25" sq. x 4.75" H back, 3.5" H front
- Works for all brands and V-plows
- 2.38" wheel dia.



PART NO.	DESCRIPTION
1310410	Rol-A-Blade Caster Set
13104101	Caster Replacement Kit (3 standard, 1 locking)
H1310410H	Replacement Caster, Standard
H1310410D	Replacement Caster, w/Brake

PLOW ACCESSORIES

BLADE GUIDE KITS



FLUORESCENT NYLON ORANGE BLADE GUIDE KITS

BOLT-ON BASE

PART NO.	DESCRIPTION	WT. (LBS)
1308102	Blade Guide Kit, 1/2" x 24"	0.4
1308105	Blade Guide Kit, 3/4" x 28" (B2028)	0.8
1308107	Blade Guide Kit, 3/4" x 28", Heavy-Duty	0.8
1308110	Blade Guide Kit, 3/4" x 36" (B2036)	1.0
1308115	Blade Guide Kit, 3/4" x 48" (B2048)	1.1

3/4" STUD BASE


PART NO.	DESCRIPTION	WT. (LBS)
1308103	Blade Guide Kit, 3/4" x 24", Stud Base	0.8 lbs.
1308106	Blade Guide Kit, 3/4" x 28", Stud Base	0.8 lbs.
1308111	Blade Guide Kit, 3/4" x 36", Stud Base	1.0 lbs.

REPLACEMENT BLADE GUIDE TO FIT MEYER®, WESTERN®, FISHER®, DIAMOND®

PART NO.	DESCRIPTION	OEM PART NO.	WT. (LBS)
1308005	Replaces Meyer Blade Guide Kit, 26"	09916	1.0
1308010	Replaces Meyer Replacement Tips, (bag of 100)	—	.75
1308200	Blade Guide Kit, 27" Wire Core	—	1.15
1308010	Replacement Tips for 1308200, (bag of 100)	—	.75
1308205	Blade Guide w/Reflective Decal, Orange 24"	62595	.70
1308210	Replaces Western Blade Guide Kit w/Flags, 25"	59700	1.28
1308215	Replaces Western Flag Only (One Flag)	59694	.04

PART NO.	DESCRIPTION	OEM PART NO.	WT. (LBS)
1308300	Replaces Fisher Blade Guide Kit, 7/16 - 20 THD	7906K	.62
1308006	Replaces Diamond Blade Guide Kit	811000095	1.19

PART NO.	DESCRIPTION	WT. (LBS)
1308150	Yellow Poly Guide Kit, 1/4" x 24", 10 - 24 THD	1.5
1308160	Orange Poly Guide Kit, 1/4" x 36"	1.85
1308125	Horizontal Adapter Kit	0.5



1308125
Horizontal Adapter Kit

DRIVEWAY MARKERS



- 5/16" x 48"
- Orange fiberglass with highly reflective tape
- Pencil end rounded end
- Sold in cases of 36 markers priced as each

PART NO.	DESCRIPTION	WT. (LBS)
1308600	Orange	.25

POLY SALT BOX

- Corrosion free construction
- Double panel, sloped lid with integral hasp
- Fork lift slots
- Stackable
- 9031100: 36"W x 24"D x 30"H
- 9031105: 36"W x 24"D x 20"H (Ships UPS)



9031110

PART NO.	DESCRIPTION	WT. (LBS)
9031100	Poly Salt Box, 8.8 cubic ft.	28
9031105	Poly Salt Box, 5.8 cubic ft. (ships UPS)	21
9031110	Salt Scoop	2.5

BUYERS BLACK KNIT HAT



PART NO.	DESCRIPTION	WT. (LBS)
9901100	Hat, Black Knit	0.13

MULTI-USE COMMERCIAL WORK GLOVES

- Durable, synthetic leather palm
- Comfortable, form fitting back
- Vented fingers and adjustable wrist closure



PART NO.	DESCRIPTION	LIST	WT. (LBS)
9901005	Large Pair*	14.99	0.23
9901010	X-Large Pair*	14.99	0.23
9901015	XX-Large Pair*	14.99	0.24
9901000	(10) Pair XL & (10) Pair XXL**	259.60	5.6

*Sold in bags of 10

**Shipped in retail display cut case

SAFETY VEST

- Full ANSI/ISEA 107-2004 Class II compliance
- 1-1/2" 3M Scotchlite™ Reflective material
- Cool, breathable mesh fabric
- Hook and Loop closures
- (1) Chest Pocket, (1) Inner Pocket
- Retail Packaged
- Machine Washable



PART NO.	SIZE	WT. (LBS)
9921000	Medium	0.5
9921005	Large	0.5
9921010	X-Large	0.55
9921015	XXL	0.6

AUXILIARY FRONT SUSPENSION KIT FOR GM TRUCKS

- Increases Load Carrying Ability
- Contains 2 Springs, Mounting Brackets, Hardware
- Visit www.buyersproducts.com for application guide



5562001

5562009



5562112



PART NO.	DESCRIPTION	OEM PART NO.
5562001	Auxiliary Front Suspension Kit for GM Trucks	Timbren™ GMFK25S
5562009	Front Suspension Kit for GM Trucks, Bump Stop Style	Timbren™ GMFK15CA
5562112	2" Suspension Leveling Kit, for 2007-2015 GM 1500 Silverado, Sierra 2WD & 4WD	—

LIGHTING AND ELECTRICAL ACCESSORIES

UNIVERSAL SNOWPLOW LIGHT KIT

- Dual beam halogen headlamps with turn signal/parking light
- High-impact polycarbonate case.
- Double-post mounts.
- Includes universal wiring harness.



PART NO.	DESCRIPTION
1311100	Universal Light Kit
13111001	Driver Side Light
13111002	Passenger Side Light
1311110	Headlight Adapter for International®
3014194	Low Beam Replacement Bulb
3014193	Hi Beam Replacement Bulb
1311103	Park/Turn, Amber Replacement Bulb
13111008	Hardware Kit for One Light

HALOGEN SNOWPLOW LAMP KIT

- Pair of high-beam/low-beam headlamps with turn signal/parking light
- Mount with a 1/2" swivel bolt for easy adjustment.

KIT INCLUDES:

- Universal Wiring Harness
- Parking Lamp Bulb: #1157
- Sealed Beam: Sylvania #HP4666
- Turn Signal Bulb: #1157



Do not use on Chevy/GMC Trucks with Daytime Running Lights

PART NO.	DESCRIPTION	OEM PART NO.
1311005	Halogen Lamp Kit	07969


REPLACEMENT HEADLAMP SWITCH FOR MEYER®




PART NO.	DESCRIPTION	WT. (LBS)
1311006	Replaces Meyer® 07955	0.1

TRUCK HOOD SNOWPLOW LIGHT BRACKETS

- Kit includes driver & passenger side brackets, gaskets & fasteners
- Stainless steel
- Universal fit for med./hvy. class truck hoods: Ford, Freightliner, GMC, International, Mack, Peterbilt, Sterling, Volvo
- PLB11SS fits 1311005 lights
- PLB12SS fits 1311100 lights



PLB11SS
(shown assembled)




PLB12SS

PART NO.	DESCRIPTION	WT. (LBS)
PLB11SS	Unwelded Bracket	5.0
PLB12SS	Unwelded Bracket, Extended	5.0


LED DOT SPREADER LIGHT BAR KITS

- Modular design fits all common tailgate sizes and spreaders
- LED lights standard for increased brightness, extended life & less amps
- Prewired lights save installation time and prevent wiring errors
- Corrosion-resistant 304 stainless steel construction
- Permanent mount and self-leveling hinge mounts included
- Ships unassembled



PART NO.	DESCRIPTION	WT.
8891144	44" LED Light Bar Kit (incl. SS Lightbar, Wire Harness, (2) LED STT Lights, (2) LED Strobe Lights, (3) LED Marker Lights, (2) LED Load Equalizers	21
8891145	66" LED Light Bar Kit (incl. SS Lightbar, Wire Harness, (2) Red LED STT lights, (2) LED Strobe lights, (3) LED Marker lights, (2) LED Load Equalizers	21
8891166	66" LED Light Bar Kit (incl. SS Lightbar, Wire Harness, (2) LED STT Lights, (2) Backup Lights, (2) LED Strobe Lights, (3) LED Marker Lights, (2) LED Load Equalizers	30
8891167	66" LED Light Bar Kit (incl. SS Lightbar, Wire Harness, (4) LED STT Lights, (2) LED Strobe Lights, (3) LED Marker Lights, (2) LED Load Equalizers	37
8891168	66" LED Light Bar Kit (incl. SS Lightbar, Wire Harness, (4) LED STT Lights, (2) LED Strobe Lights, (3) LED Marker Lights, (2) LED Load Equalizers	30
8891169	77" LED Light Bar Kit (incl. SS Lightbar, Wire Harness, (2) LED STT lights, (2) LED Strobe lights, (2) LED Back-Up lights, (3) LED Marker lights, (2) LED Load Equalizers	37
8891177	77" LED Light Bar Kit (incl. SS Lightbar, Wire Harness, (4) LED STT lights, (2) LED Strobe lights, (3) LED Marker lights, (2) LED Load Equalizers	26
8891178	77" LED Light Bar Kit (incl. SS Lightbar, Wire Harness, (4) LED STT lights, (2) LED Strobe lights, (3) LED Marker lights, (2) LED Load Equalizers	26

DOT SPREADER LIGHT BOXES



PART NO.	DESCRIPTION	WT. (LBS)
LB8443SST	Stainless Steel D.O.T. Spreader Lightbar, 7-Hole Light Box, (8" x 3" x 44")	19
LB8445SST	Stainless Steel D.O.T. Spreader Lightbar, 9-Hole Light Box, (8" x 3" x 66")	28
LB8663SST	Stainless Steel D.O.T. Spreader Lightbar, 7-Hole Light Box, (4" x 3" x 66")	17
LB8665SST	Stainless Steel D.O.T. Spreader Lightbar, 9-Hole Light Box, (4" x 3" x 77")	20

WIRE HARNESS FOR LIGHT BOXES

- 5609000 works with LB8443SST, 445, 663 & 665
- 5609001 works with: LB4663SST and LB4773SST



PART NO.	DESCRIPTION	WT. (LBS)
5609000	7- & 9-Light Wire Harness, 12ft Lead	3.2
5609001	7- & 9-Light Wire Harness, Female Bullet	3.33

LIGHTING AND ELECTRICAL ACCESSORIES

REAR OBSERVATION SAFETY CAMERA SYSTEM

- 7" TFT-LCD Color monitor
- Auto reverse "on"
- Audio
- Adjustable mounts
- Heated night vision camera w/audio
- Multiple camera capable
- Wireless remote
- 65' cable




PART NO.	DESCRIPTION
8881200	Rear Observation System w/Standard Camera
8881250	Rear Observation System w/License Plate Cam
8881260	Rear Observation System w/Recessed Camera
8881270	Rear Observation System, Quad Screen, Standard Camera
8881211	Camera, Standard, IP67, Night Vision, Heated, Audio, Auxilliary
8881212	Camera, Recessed 1" Dia. Bullet, IP67, Night Vision
8881216	Camera, Color, License Plate Mount, Waterproof



PART NO.	DESCRIPTION
8882100	Wireless Rear Observation System w/Standard Camera
8882150	Camera Waching System
8882300	Rear Observation System, w/Mirror Monitor and Camera
8882111	Wireless Camera, Night Vision, Heated, Audio, Waterproof
8881214	Camera, Color, Side, Universal, Night Vision, Waterproof, 4-Pin
8881222	32' Cable, 4-Pin
NEW 8882500	Rear Observation System, w/5.6" color monitor and standard camera

SWITCH PANELS

- Open Aluminum Switch Panel
- Illuminated Red Rocker Switch
- Pre-Wired, with Blade Type Fuses
- 14 Function Labels Included



PART NO.	DESCRIPTION
6391001	Single
6391002	Double
6391003	Triple
6391004	Quad
6391101	Rocker Switch Only

MINI ROUND ROCKER SWITCHES



PART NO.	DESCRIPTION
6391100	ON-OFF, Illuminated
6391102	ON-OFF Mini Round
6391103	ON-OFF-ON Mini Round
6391105	Momentary (ON)-OFF

SWITCH BOXES


- Illuminated red rocker switches w/ blade type fuses
- 14 Interchangeable snap-in backlit function nameplates
- Pre-Wired with 24" lead
- Black powder coated steel box with adjustable mounting bracket



PART NO.	DESCRIPTION
6391101	Rocker Switch Only
6391104	Switch box, 4-function
6391106	Switch box, 6-function

CIRCUIT BREAKERS

- For cranes, dump hoists, liftgates, plows, spreaders, etc.
- Auto reset or a manual trip
- 1/4-28 stainless steel studs and nuts with rubber boots
- Waterproof




PART NO.	DESCRIPTION
CB30PB	30 Amp
CB50PB	50 Amp
CB60*	60 Amp
CB60PB	60 Amp
CB80PB	80 Amp
CB90PB	90 Amp
CB100PB	100 Amp
CB120PB	120 Amp
CB150*	150 Amp
CB150PB	150 Amp
CB200PB	200 Amp

*Auto Reset

LARGE FRAME CIRCUIT BREAKERS


- Ideal for power distribution panels, tarp gear motors, cranes, winches, ect.
- Large frame with 3/8"-16 studs accomodates larger terminals
- Nickel finish brass studs w/rubber boots
- IP67 Waterproof



PART NO.	DESCRIPTION	LIST
CB151	150 Amp	39.95
CB151PB	150 Amp	39.95
CB201	200 Amp	43.75
CB201PB	200 Amp	43.75
NEW CB251PB	250 Amp	72.90

TERMINAL ADAPTER

- Provides clearance for larger terminals



PART NO.	DESCRIPTION
CB1	Terminal Adapter


SWITCH WITH FLASH PATTERN CONTROL

- 15' prewired cable
- 10 amps
- On/off rocker switch
- Momentary flash pattern control button
- Universal




PART NO.	DESCRIPTION
6391215	Switch, w/Flash Pattern Control

DUAL FUSE TAP



PART NO.	DESCRIPTION
5601000	Dual ATM, Fuse Tap, 10 Amps Main 5 Amps Added, 12V
5601005	Dual ATM, Lo Profile, Fuse Tap, 10 Amps Main 5 Amps Added, 12V
5601007	Dual Micro ATR, Fuse Tap, 10 Amps Main 5 Amps Added, 12V
5601010	Dual ATO/ATC, Fuse Tap, 10 Amps Main 5 Amps Added, 12V

BATTERY BOLT ADAPTERS



PART NO.	DESCRIPTION	WT. (LBS)
BA1	Side Terminal, Short	.056
BA2	Side Terminal, Long	0.12

JUMPER CABLES WITH QUICK CONNECT

- 22' Booster cable plus 6' battery side cable with quick connects (included)
- 4 AWG insulated cable
- 600 Amp



Blue Quick Connector*



Gray Quick Connector*

PART NO.	DESCRIPTION
5601025	Jumper Cables Kit with Gray Quick Connect, 28 ft.
5601026	Jumper Cables Kit w/ Blue Quick Connect, 28 ft.
5601015	Gray Quick Connect Replacement Set
5601016	Blue Quick Connect Replacement Set
5601020	6' Battery Side Cable w/Gray Quick Connect
5601021	6' Battery Side Cable w/ Blue Quick Connect

* Blue or Grey connectors only work with same color


LIGHTS & ELECTRICAL

LIGHTING AND ELECTRICAL ACCESSORIES

AMBER LED STRIP LIGHTS & FLASHER

5626292:

- 12V, dual leads at both ends
- IP 68 Waterproof
- Low Amp draw
- Self adhesive w/mounting clips



5626292

shown installed on rear of spreader

5621002:

- LED strobe flasher
- Includes 2-sided 3M mounting tape and 3 wire taps
- 12V-24V
- 6 Amps



5621002

PART NO.	DESCRIPTION
5626292	90 LED, Amber, 60"
56298146	144 LED, Amber, 96"
NEW 5621002	LED Strobe Controller

LED RECHARGEABLE STROBE LIGHT/ROAD FLARE

- 16 Orange LEDs
- 9 Flash Patterns
- 12V/110V Rechargeable
- Waterproof
- Magnetic Base
- US DOT compliant
- 1.250" x 4.250"

KIT INCLUDES:

- 6 Orange LED flares
- Rechargeable accessories included:
 - AC 120V, 12V accessory power plug,
 - Storage case w/charging indicator



8891016



8891018

PART NO.	DESCRIPTION
8891016	LED Road Flare, Rechargeable
8891018	LED Road Flare, Rechargeable 6-Pack

LED RECESSED STROBE LIGHTS

- 4" round grommet mount or 6 1/2" oval grommet mount
- Six flash amber or clear strobe light
- 12-24 VDC; 100,000 hour rated life
- 24 square type LEDs
- No external power pack required

6" Oval



SL65CO

SL65AO

SL66AC

SL66AG

SL66GO

4" Round



SL40CR



SL40AR

PART NO.	DESCRIPTION
SL40AR	4" Round Amber
SL40CR	4" Round Clear
SL41AR*	4" Round Amber
SL65AO	6" Oval Amber
SL65CO	6" Oval Clear
SL66AO*	6" Oval Amber
SL66AC*	6" Oval Amber/Clear
SL66AG*	6" Oval Amber/Green
NEW SL66GO**	6" Oval Green

*With multiple flash patterns, synchronized and alternating capability

**No class rating

56 LED RECESSED STROBE LIGHT

- 12-24 VDC
- 56 LED's
- 19 flash patterns
- Synchronous and alternating functions
- Grommet or surface mount
- Grommet included

NEW

5-YEAR
W



SL68AO



SL68AC

PART NO.	DESCRIPTION
SL68AO	6" Oval Amber
SL68AC	6" Oval Amber/Clear

4.875" QUAD FLASH LIGHTS & STROBE LIGHTS

- Surface mount
- 12-24 VDC
- 100,000 hour rated life
- Direct, epoxy sealed wiring
- Mounting grommet



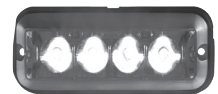
8891004/ 8891104



8891105



8891006



8891009

PART NO.	DESCRIPTION
8891004	4 LED, Amber
8891006	4 LED, Clear
8891007	90° Mount bracket
8891009	4 LED, Blue
8891104*	4 LED, Amber
8891105*	4 LED, Amber/Clear

*With 19 flash patterns, synchronized and alternating capability

4" ROUND STROBE W/STAINLESS STEEL MOUNT

- 6 LED
- Aluminum housing
- Stainless steel adjustable mount
- 12-24 VDC
- 1.5 Amps
- IP67



5-YEAR
W

PART NO.	DESCRIPTION
8891015	4-1/2" Round Strobe Quad Flash Amber

3.875" MINI STROBES

- SAE J595 Class 2
- IP 67
- 12-24 VDC
- 12 Flash Patterns



8891120



8891121

5-YEAR
W

PART NO.	DESCRIPTION
8891120	3 LED, Amber
8891121	3 LED, Clear

4.75" MINI STROBES

- SAE J595 Class 1
- IP 67
- 12-24 VDC
- 19 Flash Patterns



PART NO.	DESCRIPTION
8891130	4 LED, Amber
8891131	4 LED, Clear
8891132*	4 LED, Amber/Clear

*8891132 are not SAE J595 Class 1 Rated

2.5" MULTI-MOUNT MINI STROBES

- SAE J595 Class 1
- IP 67
- Aluminum housing
- 12-24 VDC
- 12 flash patterns
- Multiple mounting options, mounts included



PART NO.	DESCRIPTION
8891403	3 LED, Amber, Multi-Mount
8891404	3 LED, Clear, Multi-Mount

3.4" MINI STROBES

- SAE J595 Class 1
- IP 67
- Aluminum housing
- 12-24 VDC
- 12 flash patterns



PART NO.	DESCRIPTION
8891400	3 LED, Amber, Surface Mount
8891401	3 LED, Clear, Surface Mount
8891402	90° Mounting Bracket, Black Powder Coated Aluminum
8891405	Grommet, Recessed Mount

5" MINI STROBES

- SAE J595 Class 1
- IP 67
- CA13
- Aluminum housing
- 12-24 VDC
- 12 flash patterns
- Built-in power supply



PART NO.	DESCRIPTION
8891500	6 LED, Amber, Surface Mount
8891501	6 LED, Clear, Surface Mount
8891502*	6 LED, Amber/Clear, Surface Mount
8891509*	6 LED, Green, Surface Mount
8891505	Grommet, Recessed Mount
8891506	90° Mounting Bracket, Black Powder Coated Aluminum

**No class rating

5.5" RECTANGULAR MINI STROBES

- IP 67
- 12-24 VDC
- 12 flash patterns



PART NO.	DESCRIPTION
8891600	12 LED, Amber
8891601	12 LED, Clear
8891602	12 LED, Amber/Clear
8891605	Mount Bracket, 90°

5.19" RECTANGULAR MINI STROBES

- SAE J595 Class 1*
- IP 67
- CA13
- 12-24 VDC
- 23 flash patterns



PART NO.	DESCRIPTION
8891700	12 LED, Amber
8891701	12 LED, Clear
8891702	12 LED, Amber/Clear
8891704	12 LED, Blue
8891710**	12 LED, Green
8891705	Grommet, Recessed Mount
8891706	Mount Bracket, 90°

*Multi-colored lights are not SAE J595 Class 1 rated.

**No class rating

4.5" LOW PROFILE STROBE LIGHT

- 12 High power LEDs
- Black die cast aluminum base
- 25 Selectable flash patterns
- Can be wired for synchronized or alternating flash
- Meets SAE J595 Class 1
- IPX8 Waterproof rated
- 12-24V, 1.56 Amps, 18.5 Watts
- Mounting hardware included
- Retail packaged
- 5-Year warranty



PART NO.	DESCRIPTION
8892600	12 Amber LEDs
8892601	12 Clear LEDs
8892602	6 Amber / 6 Clear LEDs

NEW 8892609** 12 Green LED

*Multi-colored lights are not SAE J595 Class 1 rated.

**No class rating

LIGHTS & ELECTRICAL

NEW

LIGHTING AND ELECTRICAL ACCESSORIES

4.5" STROBES LIGHT

- SAE J595 Class 1*
- 12-24 VDC
- 12 Flash Patterns
- Black die cast aluminum base
- Includes Mounting Hardware
- Can be wired for synchronized or alternating flash



PART NO. DESCRIPTION

8892900	12 LED Amber
8892902	12 LED Amber/Clear

*Multi-colored lights are not SAE J595 Class 1 rated.

2.85" ALUMINUM SQUARE STROBES

- SAE J595 Class 1*
- IP 67
- CA13
- 12-24 VDC
- Aluminum housing
- 19 flash patterns



8891800 8891801 8891802* 8891803

PART NO. DESCRIPTION

8891800	4 LED, Amber, Strobe
8891801	4 LED, Clear, Strobe-Flood
8891802	4 LED Amber/Clear, Strobe
8891804	4 LED, Blue, Strobe

*Multi-colored lights are not SAE J595 Class 1 rated.

4.4" THIN MOUNT HORIZONTAL STROBES

- SAE J595 Class 1*
- IP 67
- CA13
- 12-24 VDC
- Aluminum housing
- 19 flash patterns



PART NO. DESCRIPTION


8891900	6 LED, Amber, Horizontal
8891901	6 LED, Clear, Horizontal
8891902	6 LED Amber/Clear, Horizontal
8891904	6 LED, Blue, Horizontal
NEW 8891909**	6 LED, Green, Horizontal
8891920	Chrome Bezel
8891921	White PVC Bezel

8891925 90° Mounting Bracket, Black Alum.

*Multi-colored lights are not SAE J595 Class 1 rated. Strobes must be mounted in correct orientation to achieve Class 1 rating. **No class rating

5" NARROW PROFILE STROBES

- Mounts in between pickup bumpers and tailgates
- Fits narrow grill spacing
- Includes mounting hardware
- SAE J595 Class 1, CA13
- IPX8 Waterproof Rating
- 12-24 VDC
- Aluminum housing
- 16 flash patterns



PART NO. DESCRIPTION

8892700	3 LED Amber
8892701	3 LED Clear
8892704	3 LED Blue
8892709	3 LED Green

5" NARROW PROFILE STROBES

- Mounts in between pickup bumpers and tailgates
- Fits narrow grill spacing
- Includes mounting hardware
- SAE J595 Class 1, CA13
- IPX8 Waterproof Rating
- 12-24 VDC, 0.57 Amps
- Aluminum housing
- 23 flash patterns



PART NO. DESCRIPTION

8892800	6 LED Amber
8892801	6 LED Clear
8892802	6 LED Amber/Clear
8892805	6 LED Red/Blue
8892809	6 LED Green
8892810	6 LED Amber/Green

THIN MOUNT STROBES

- 3, 4 and 6 High power LEDs available
- Clear polycarbonate lens
- Amps @ 12V: 3 LED - 0.54 Amps, 4 LED - 0.65, 6 LED - 0.50
- Flash patterns:
3 LED - 12 patterns,
4 & 6 LED - 23 patterns
- Aluminum housing w/3M VHB self adhesive tape and mounting hardware
- See chart on reverse for SAE J595, Class 1, CA13 ratings
- IPX8 Waterproof
- Retail packaging



PART NO. DESCRIPTION SAE J595 CLASS 1, CA13 RATING

3 LEDs (3.4")		
8892230	3 Amber LEDs	Y
8892231	3 Clear LEDs	Y
8892234	3 Blue LEDs	Y
8892239	3 Green LEDs	Y
8892232	90° Mounting Bracket, Black Alum.	N/A
4 LEDs (4.4")		
8892240	4 Amber LEDs	Y
8892241	4 Clear LEDs	Y
8892242	4 Amber / 2 Clear LEDs	-
8892244	4 Blue LEDs	Y
8892248	2 Amber / 2 Blue LEDs	-
8892249	4 Green LEDs	Y
8892250	2 Amber / 2 Green LEDs	-
8892255	90° Mounting Bracket, Black Alum.	N/A
6 LEDs (5.1")		
8892200	6 Amber LEDs	Y
8892201	6 Clear LEDs	Y
8892202	3 Amber / 3 Clear LEDs	-
8892204	6 Blue LEDs	Y
8892208	3 Amber / 3 Blue LEDs	-
8892209	6 Green LEDs	Y
8892210	3 Amber / 3 Green LEDs	-
8892225	90° Mounting Bracket, Black Alum.	N/A

LIGHTS & ELECTRICAL

4.4" THIN MOUNT VERTICLE STROBES

- SAE J595 Class 1*
- IP 67
- CA13
- 12-24 VDC
- Aluminum housing
- 19 flash patterns



5-YEAR
W
low profile



PART NO.	DESCRIPTION
8891910	6 LED, Amber, Vertical
8891911	6 LED, Clear, Vertical
8891912*	6 LED Amber/Clear, Vertical
8891914	6 LED, Blue, Vertical
8891919**	6 LED, Green, Vertical
8891920	Chrome bezel
8891921	White PVC Bezel
8891925	90° Mounting Bracket, Black Alum.

*Multi-colored lights are not SAE J595 Class 1 rated. Strobes must be mounted in correct orientation to achieve Class 1 rating.

**No class rating

SURFACE MOUNT STROBE/MARKER LIGHTS

- Includes 5 marker/strobe lights, flash module & quick connect wiring harness
- 9 High-power amber LEDs per marker strobe
- 13 adjustable flash patterns
- Works with OEM Ford wire harness, retains OEM appearance
- .36 Amps @ 12 volts
- Application: 2008-2016 F-250 to F-750 Ford trucks

flasher and wire harness included

5-YEAR
W



PART NO.	DESCRIPTION
8892000	Amber Lens, (set of 5)
8892001	Clear Lens, (set of 5)
8892002	Smoke Lens, (set of 5)

3.375" THIN MOUNT HORIZONTAL STROBES

- SAE J595 Class 1*
- IP 67
- CA13
- 12-24 VDC
- 12 flash patterns

5-YEAR
W



PART NO.	DESCRIPTION
8892300	3 LED, Amber, Horizontal
8892301	3 LED, Clear, Horizontal
8892304	3 LED, Blue, Horizontal
NEW 8892309**	3 LED, Green, Horizontal
8892320	Chrome Bezel
8892321	White Bezel
8892325	90° Mounting Bracket, Black Alum.

*Strobes must be mounted in correct orientation to achieve Class 1 rating
**No class rating

2-1/4" STICK-ON STROBE LIGHTS

- 6 LEDs with clear lens
- 12-24V, 0.3 Amps
- SAE J595 Class 2
- 2-Sided 3M tape
- Synchronous function
- IP66
- 5.5" Lead w/blunt cut ends
- 1.75" x 2.25" x 0.375"
- 5-Year warranty
- Retail packaging

5-YEAR
W



PART NO.	DESCRIPTION
8892500	6 Amber LEDs
8892501	6 Clear LEDs

1" SURFACE/RECESS MOUNT STROBE LIGHTS

- SAE J595 Class 1
- IPX7 Waterproof rating
- 12-24 VDC @ .470 Amps
- 12 flash patterns
- Comes with black bezel for surface mounting
- Compact design ideal for headlights & taillights



PART NO.	DESCRIPTION
8892400	3 LED, Amber
8892401	3 LED, Clear
8892404	3 LED, Blue
8892420	Chrome Bezel
8892425	Mounting Bracket, 90°

LIGHTS & ELECTRICAL

BOLT-ON HIDDEN STROBE KITS W/INLINE FLASHERS

- 12V, 1.3 amps
- 6 LED, 540 lumens/head
- 15ft. or 25ft. cable with connectors
- Sealed, inline flasher
- 19 Adjustable flash patterns
- Can be synchronized w/up to 6 strobes
- 2 strobes per kit



PART NO. DESCRIPTION

8891215	15' Bolt-on, Clear
8891216	15' Bolt-on, Amber
8891225	25' Bolt-on, Clear
8891226	25' Bolt-on, Amber
8891227	25' Bolt-on, Amber/Clear
8891200	Chrome Brackets
8891201	Black Brackets
6391215	Flash Pattern Control Switch

REPLACEMENT PARTS

3035912	LED Amber, Strobe
3035913	LED Clear, Strobe
3035914	LED Amber/Clear, Strobe
3035931	15' Harness, w/Flash Module
3035932	25' Harness, w/Flash Module

PUSH-ON HIDDEN STROBE KITS W/INLINE FLASHERS

- 12V, 1.3 amps
- 6 LED, 540 lumens/head
- 15ft. or 25ft. cable with connectors
- Sealed, inline flasher
- 19 Adjustable flash patterns
- Can be synchronized w/up to 6 strobes
- 2 strobes per kit
- Recommend for lights with double lenses or limited mounting space



PART NO. DESCRIPTION

8891325	25' Push-on, Clear
8891326	25' Push-on, Amber
8891327	25' Push-on, Amber/Clear
6391215	Flash Pattern Control Switch

REPLACEMENT PARTS

3035915	LED Amber, Strobe
3035916	LED Clear, Strobe
3035917	LED Amber/Clear, Strobe
3035931	15' Harness, w/Flash Module
3035932	25' Harness, w/Flash Module

LED RECTANGULAR MINI LIGHTBAR

- 24 LED, 8 Flash Patterns
- 15' Cord
- 11" x 6.5" x 2.25"
- 2 Amp
- Permanent & Magnetic Mount Standard



PART NO. DESCRIPTION

8891040	12-VDC, Amber
8891042	12-VDC, Amber/Clear
8891044	12-VDC, Blue
8891048	12-VDC, Green
8891049	12-VDC, Amber/Green

LED RECTANGULAR MINI LIGHTBAR

- 24 LED, Random Flash Patterns
- 15' Cord
- 10.93" x 5.75" x 3.44"
- 3.5 Amp
- Magnetic Mount



PART NO. DESCRIPTION

8891050	12-VDC, Amber
8891052	12-VDC, Amber/Clear

LED OVAL MINI LIGHTBAR

- SAE J845 Class 1
- 32 LED
- 24 Flash Patterns
- 15" x 9" x 3"
- 15' Cord
- 3.2 Amps



Compares to:
ECCO®
Reflex

PART NO. DESCRIPTION

8891070	12-24VDC, Amber, Magnetic Mount
8891071	12-24VDC, Amber, Permanent Mount

LED OVAL MINI LIGHTBAR

- 40 LED
- 20 Flash Patterns
- 9.9" x 6.7" x 1.6"
- Permanent and Magnetic Mount
- 3.34 Amps
- 15' Cord



PART NO. DESCRIPTION LIST

8891080	12-24VDC, Amber	199.80
8891082	12-24VDC, Amber/Clear	199.80

LED OVAL MINI LIGHTBAR

- SAE J845 Class 1*
- 12-24 VDC
- 48 LED
- 10 flash patterns
- 15' cord
- IP67
- 15.75" x 8.75" x 1.87"
- Permanent and Magnetic Mount



PART NO. DESCRIPTION

8891110*	12-24VDC, Amber
8891111	12-24VDC, Amber/Clear

*Multi-colored lights are not SAE J595 Class 1 rated.

LED HEXAGONAL MINI LIGHTBAR

- SAE J845 Class 1
- 56 LED
- 10 Flash Patterns
- 15' cord
- 3.2 Amp
- 15" x 8.25" x 3"
- Permanent & Magnetic Mount Standard



Permanent mounting studs and magnetic mounts

PART NO. DESCRIPTION

8891060	12-24VDC, Amber
8891062	12-24VDC, Amber/Clear

LED RECTANGULAR MINI LIGHTBAR

- SAE J845 Class 1
- 18 LED
- 19 selectable flash patterns
- 3.2 Amps
- 15' Cord
- 2 Vacuum magnetic mounts std.
- 16.7" x 6.9" x 2.9"



Compares to:
Whelen®
Responder®
RILPP & RILPM
8891091

PART NO. DESCRIPTION

8891090	12-24 VDC, Amber
8891091	Permanent mounting brackets

LED HEXAGONAL MINI LIGHTBAR

- SAE J845 Class 1
- 30 Amber LED, clear outer lens
- 3.6 AMPS
- 4 magnetic feet
- 15' Cord
- 25 Programmable flash patterns
- 16.6" x 11" x 2.6"



8891010

PART NO. DESCRIPTION

8891100	12-24 VDC Amber
8891102	12-24 VDC Amber/Clear
8891010	Permanent aluminum mounts

LED DASHBOARD MINI LIGHTBAR

- 12 LED's
- 19 Flash Patterns
- Multiple Mounting Options



PART NO. DESCRIPTION

8891024	12-24 VDC Amber
8891025	12-24 VDC Amber/Clear

FLEET SERIES NO-DRILL LIGHT BAR MOUNT

- No-Drill, 3rd brake light mount eliminates mounting holes in roof of cab
- Formed one piece design for quick install
- 22" L x 10" deep mounting platform is pre-punched to accommodate a wide range of mini-lightbars and beacons
- Light-weight, 1/8" aluminum construction with black powder coat finish
- 7/8", Low profile mounting surface
- 30 lb capacity




PART NO. DESCRIPTION

8895550	Ford F-150, 2015+, F-250 - F-550, 2017+
---------	--

DRILL-FREE LIGHT BAR MOUNT

- Drill-Free mount eliminates holes in roof of cab
- 22" x 10" platform accommodates a wide range of light bars, beacons, worklights, antennas, etc.
- Light-Weight aluminum construction
- 30 lb. Capacity



PART NO. DESCRIPTION

8895095	Chevy/GMC 1500-3500 Pick-Up & Chassis, 2007-2014
8895100	Chevy/GMC 1500-3500 Pick-Up & Chassis, 2014-2016
8895105	Chevy/GMC Colorado/Canyon w/Base I03 Antenna, 2015+
8895110	Chevy/GMC Colorado/Canyon w/OnStar Antenna, 2015+
8895150	Ford F-150 Pick-Up, 2015+
8895250	Ford F-250 to F-550 Steel Cab Pick-Up & Chassis, 2006-2016
8895300	Dodge/RAM 1500 to 3500 Pick-Up & Chassis, 2010-2016
8895350	Dodge/RAM 5500 Cab Chassis, 2010-2016

40 LED BEACON

- 12-24VDC
- .60 Amp
- 40 LED's
- 5.12" x 3.74"
- 10' cord
- 2 Flash patterns: strobe & rotating



PART NO. DESCRIPTION

SL501A	Amber, Magnetic
--------	-----------------

32 LED BEACON

- SAE J845 Class 1
- 12-24VDC
- 1.3 Amp
- 32 LED's
- 5.125" x 3.75"
- 10' cord
- 8 Flash patterns: strobe & rotating



PART NO. DESCRIPTION

SL502A	Amber, Magnetic/Permanent
--------	---------------------------

12 LED BEACON LOW PROFILE

- 12-24VDC
- 1 Amp
- 12 LED's
- 5.9" x 2.17"
- 13' cord
- 3 Flash patterns: strobe & rotating



NEW

1-YEAR
W

PART NO.	DESCRIPTION
SL551ALP	Amber, 3 Bolt Mount

3 LED BEACON

- 3 Amber LEDs
- Amber lens
- 12-110V; 0.47 Amps @ 12V
- 5 Flash patterns
- 10' Accessory power plug
- Magnetic/Permanent mount
- SAE J845 Class 2 certified
- IPX5 rated
- Retail packaged

5-YEAR
W



SL620ALP



SL630A

PART NO.	DESCRIPTION
SL620ALP	LED Beacon, Low Profile
SL630A	LED Beacon

6 LED BEACON

- 12-24VDC
- 1.5 Amp
- 90 FPM/8-Flash
- 6.5" dia. x 5" Tall (SL665A is 6.3" Tall)

5-YEAR
W



SL645ALP



SL665A

PART NO.	DESCRIPTION
SL645ALP	Amber, 10' auxiliary plug
SL665A	Amber, 10' auxiliary plug

8 LE BEACON

- SAE J595 Class 1
- 12-24VDC
- 1.5 Amp
- 15 Flash Patterns
- 6.625" dia. x 4.875" Tall
- 10' cord on SL675A
- 9" wires on SL685ALP

5-YEAR
W



SL675ALP/SL685ALP

PART NO.	DESCRIPTION
SL675ALP	Amber, Magnetic
SL685ALP	Amber, Permanent

12 LED BEACON

- SAE J595 Class 1
- CA13
- 12-24VDC
- 1.5 Amp
- 15 Flash Patterns
- 6.25" dia. x 6.625" Tall
- 10' cord on SL675A
- 12" wires on SL685ALP

5-YEAR
W



SL695A/SL696A

PART NO.	DESCRIPTION
SL695A	Amber, Magnetic
SL696A	Amber, Permanent

1.7 JOULE BEACON STROBE

- 1.7 joules
- 90 FPM/10-Flash
- 10' cord
- 4" dia. x 3" Tall
- .3 Amps

1-YEAR
W



PART NO.	DESCRIPTION
SL500A	12-24V Amber Ministrobe, Multi-Mount
3025443	Replacement Flash Tube

1.7 JOULE BEACON STROBE

- Replaceable "U" shaped flash tube rated at 1.7 joules
- 6" dia. x 4-3/4" tall
- 10' cord
- 12 VDC
- .3 Amps

1-YEAR
W



PART NO.	DESCRIPTION
SL650A	Mag-Mount 12-110V Multi-Volt Strobe

3.8 JOULE BEACON STROBE

- 5.25" dia. x 4" tall
- 12 VDC
- .75 Amps
- 3.8 Joules
- 10' cord

1-YEAR
W



B745229T




B745236T

PART NO.	DESCRIPTION
B745229T	Permanent Mount
B745236T	Magnetic Mount
211141	Replacement Flash Tube

INCANDESCENT DUAL FLASH STROBE

- 8 joules, 80 flashes per min, dual flash
- 12 VDC
- 1.5 Amps
- 3-bolt or pipe-style mounting
- 6-5/16" dia. x 6-5/16" Tall (SL640ALP is 4-3/4" Tall)
- Replaceable bulb



PART NO.	DESCRIPTION
SL640ALP	Permanent Mount
SL660A	Permanent Mount
3016342	Repl. Flash Tube for SL640ALP, SL660A

HALOGEN REVOLVING LIGHT

- Includes 10' coiled power cord, auxiliary plug adapter and a backup replacement bulb.
- 7" x 5.25"



PART NO.	DESCRIPTION
RL650A	12V, Mag-Mount Amber Safety Light
G18BA15	Replacement Bulb for RL650A

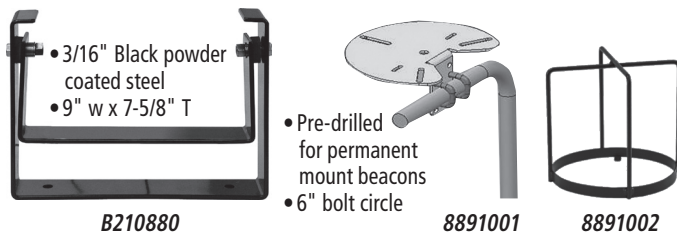
HALOGEN REVOLVING LIGHT BAR

- 320 Flashes per minute
- 10' power cord w/ on-off switch
- Magnetic mount
- Includes 2 spare bulbs
- 7 Amps
- 16.5" x 8" x 6"



PART NO.	DESCRIPTION
8891020	12V, with dual 35W halogen rotators

BEACON MOUNTING BRACKETS & BRUSH GUARD



PART NO.	DESCRIPTION
B210880	Self-Leveling Bracket
8891001	SS Mirror Mount Bracket
8891002*	Beacon Brush Guard

* Works with SL620ALP, SL630A, SL640ALP, SL645ALP, SL645CLP, SL646ALP, SL675ALP, SL685ALP, SL695A, SL696A

5.75" LED OVAL FLOOD LIGHT

- 12-24 VDC
- 20G Shock rating
- IP 67
- Blunt cut wires
- Rubber housing



1492113
(1350 Lumens)

PART NO.	DESCRIPTION
1492113	6" Clear, 6 LED

5" ROUND SEALED RUBBER FLOOD LIGHTS

- 12-24 VDC*
- 20G Shock rating*
- IP 67
- Blunt cut wires
- Rubber housing



1492100*



1492110
(375 Lumens)



1492111
(375 Lumens)



1492112
(1350 Lumens)

PART NO.	DESCRIPTION
1492100*	5" Clear, Incandescent
1492110	5" Clear, 54 LED
1492111	5" Amber, 54 LED
1492112	5" Clear, 6 LED

*1492100 is 12V, does not have a 20G shock rating, & has 1-year warranty

ROUND LED FLOOD/SPOT LIGHTS

- 12-24 VDC
- 20G Shock rating
- IP 67
- 1.5 Amps
- Aluminum housing



1492114
(1500 Lumens)

1492115
(1350 Lumens)



1492116
(1350 Lumens)



1492127
(2535 Lumens)



1492215
(1350 Lumens)

PART NO.	DESCRIPTION
1492114	5.5" Clear Flood, 9 LED
1492115	4.6" Clear Flood, 6 LED
1492116	4.6" Amber Flood, 6 LED
1492127	5" Clear Flood, 14 LED
1492215	4.6" Clear Spot, 6 LED

LED FLOOD LIGHTS

- 6 Clear LED
- Clear lens
- Die cast powder coated aluminum housing
- 12-24V, 1.38 Amps @ 12V, 16.56 Watts
- 1620 lumens
- 18" lead w/blunt cut ends
- 3.125" x 2.875" x 3.125"
- IP67, RoHS



5-YEAR
W

PART NO.	DESCRIPTION
1492138	6 LED Surface Mount Flood Light

LED FLOOD LIGHTS

- 3 Clear LED
- Clear lens
- Die cast powder coated aluminum housing
- 12-24V, 0.34 Amps @ 12V, 4.08 Watts
- 1260 lumens
- 18" lead w/blunt cut ends
- 3.00" x 1.50" x 0.875"
- Includes flat, tubular and angle mounts
- IP67, RoHS



PART NO.	DESCRIPTION
1492139	3 LED Surface Mount Flood Light

36 LED FLOOD LIGHT

- 12-24 VDC, 4.9 Amps
- 7920 lumens
- 6.25"x3.25"x4.50"
- Aluminum Housing
- IP69K



NEW

PART NO.	DESCRIPTION
1492194	36 LED Flood Light

RECTANGULAR LED FLOOD/SPOT LIGHTS

- 12-24 VDC
- 20G Shock rating
- IP 67
- 1.5 Amps
- Aluminum housing



1492118
(1350 Lumens)



1492135
(1350 Lumens)

5-YEAR
W

PART NO.	DESCRIPTION
1492135	1.8" x 5.7" Flood, 6 LED
1492118	4" x 6" Flood, 6LED

SQUARE LED FLOOD/SPOT LIGHTS

- 12-24 VDC
- 20G Shock rating
- IP 67
- Aluminum housing



1492117
(1050 Lumens)



1492119
(1500 Lumens)

5-YEAR
W



1492128
(3120 Lumens)



1492129
(780 Lumens)



1492137
(1380 Lumens)



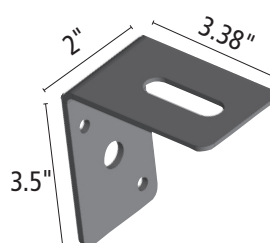
1492237
(1380 Lumens)



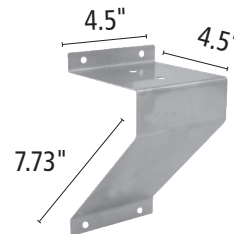
1492193
(1710 Lumens)

PART NO.	DESCRIPTION
1492117	4.3" Flood, 5 LED, 1.2 Amp
1492119	5.3" Flood, 9 LED, 2.25 Amp
1492128	4.6" Flood, 16 LED, 3.8 Amp
1492129	2.6" Flood, 4 LED, 1 Amp
1492137	3.23" Flood, 6 LED, 1.5 Amp
1492237	3.23" Spot, 6 LED, 1.5 Amp
1492193	3.9" Flood, 9 LED, 1.25 Amp, w/Built-in-Switch

STAINLESS STEEL MOUNTING BRACKETS



1492106



1492107

PART NO.	DESCRIPTION
1492106	SS Bracket for Flood/Spot Lights
1492107	90° SS Bracket for Flood/Spot Lights


LED COMBINATION SPOT-FLOOD LIGHT BAR

- 12-24 VDC
- IP 67
- Blunt cut wires
- Aluminum housing
- Clear lens



1492160
(3240 Lumens)

1492161
(6480 Lumens)



1492162
(10800 Lumens)



1492163
(16200 Lumens)



1492165
(25920 Lumens)

PART NO.	DESCRIPTION
1492160	8.11" Combo Light Bar, 12 LED, 2 Amp
1492161	14.09" Combo Light Bar, 24 LED, 4.20 Amp
1492162	22.17" Combo Light Bar, 40 LED, 8.20 Amp
1492163	32.20" Combo Light Bar, 60 LED, 12.00 Amp
1492165	50.12" Combo Light Bar, 96 LED, 16.60 Amp

LED CURVED COMBINATION SPOT-FLOOD LIGHT BAR

- 12-24 VDC
- IP 67
- Blunt cut wires
- Aluminum housing
- Clear lens



1492171
(6480 Lumens)

1492172
(10800 Lumens)



1492175
(25920 Lumens)

PART NO.	DESCRIPTION
1492171	14.09" Combo Light Bar, 24 LED, 4.20 Amp
1492172	22.32" Combo Light Bar, 40 LED, 8.20 Amp
1492175	50.12" Combo Light Bar, 96 LED, 16.60 Amp

LED COMBINATION SPOT-FLOOD LIGHT BAR

- 12-24 VDC
- IP 67
- Blunt cut wires
- Aluminum housing
- Clear lens



1492182
(6480 Lumens)



1492183
(6480 Lumens)



1492184
(8100 Lumens)



1492185
(10530 Lumens)

PART NO.	DESCRIPTION
1492182	20.63" Combo Light Bar, 15 LED, 2.80 Amp
1492183	31.97" Combo Light Bar, 24 LED, 4.55 Amp
1492184	39.53" Combo Light Bar, 30 LED, 5.78 Amp
1492185	50.87" Combo Light Bar, 39 LED, 7.60 Amp

LED COMBO SPOT-FLOOD LIGHT BAR ACCESSORIES



3034110
(For 1492160 & 1492170 Series)



3035781



3035783



3035768
(For 1492160, 1492170 & 1492180 Series)



3035770
(For 1492160, 1492170 & 1492180 Series)

PART NO.	DESCRIPTION
3034110	Rear Mount Mounting Legs, Pair
3035781	Tube Mount, Pair
3035783	Tube X Mount, Pair
3035768	Harness with Single Switch, DT Connection
3035770	Harness with Single Switch ATP Connection

SNOWPLOW REPLACEMENT PARTS

RUBBER CUTTING EDGES

CALL FOR CURRENT PRICING

All rubber cutting edges are furnished with 3"-long slots for adjustment. Allow 10 days for fabrication of nonstock rubber cutting edges.

FOR MEYER® SNOWPLOWS

Includes Mounting Hardware

PART NO.	DESCRIPTION	OEM PART NO.	WT. (LBS.)
1312005	Two Meter, 1" x 6" x 78"	08186	24.5
1312010	ST-78, 1-1/2" x 8" x 78"	08187	39.5
1312015	ST-84, 1-1/2" x 8" x 84"	08188	43.0
1312020	ST-90/C-7.5, 1-1/2" x 8" x 90"	08189	48.0
1312025	C-8, 1-1/2" x 8" x 96"	08190	48.5
1312030	C-8.5, 1-1/2" x 8" x 102"	08191	59.7
1312035	HM-9, 1-1/2" x 10" x 108"	08192	78.0
1312040	HM-10, 1-1/2" x 10" x 120"	08193	83.0

FOR WESTERN® SNOWPLOWS

Includes Mounting Hardware

PART NO.	DESCRIPTION	OEM PART NO.	WT. (LBS.)
1312105	6-1/2' Standard, 1" x 6" x 78"	608261	25.4
1312110	7' Standard, 1-1/2" x 8" x 84"	608262	43.0
1312115	7-1/2' Std., 1-1/2" x 8" x 90"	608263	44.0
1312120	8' Standard, 1-1/2" x 8" x 96"	608291	48.0
1312125	8-1/2' Std., 1-1/2" x 8" x 102"	608292	59.7
1312130	9' Std., 1-1/2" x 10" x 108"	608321	78.0
1312135	10' Std., 1-1/2" x 10" x 120"	608323	87.0

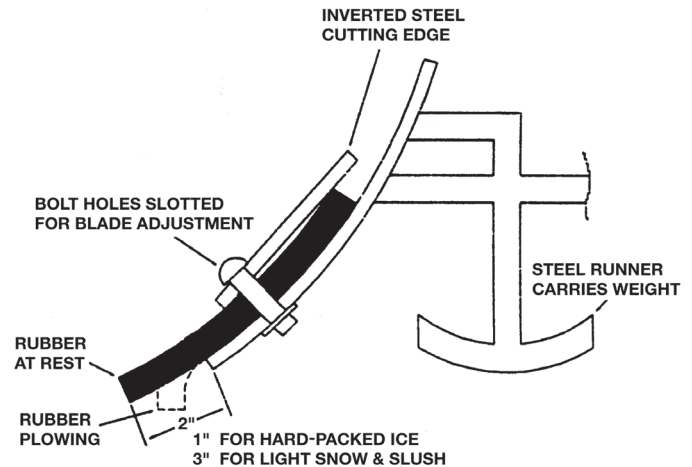
FOR FISHER® SNOWPLOWS

Includes Mounting Hardware

PART NO.	DESCRIPTION	NO. OF SLOTS	WT. (LBS.)
1312220	1-1/2" x 10" x 90"	8	65
1312225	1-1/2" x 10" x 96"	8	69
1312226	1-1/2" x 10" x 96"	10	69
1312230	1-1/2" x 10" x 108"	11	78

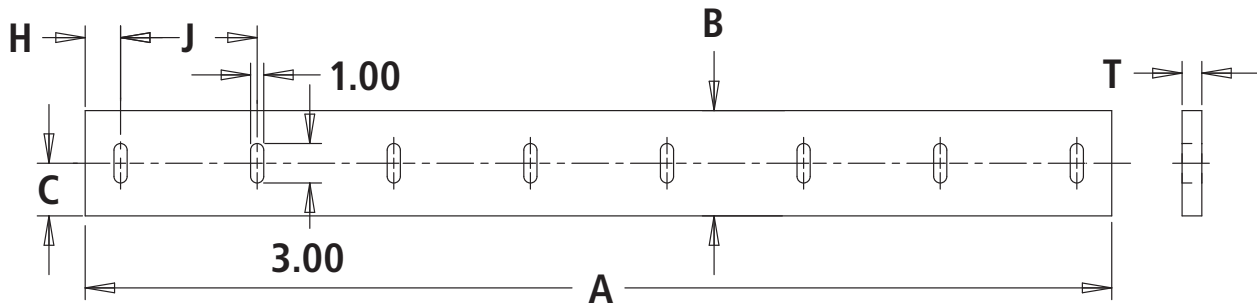
CUSTOM CUT RUBBER CUTTING EDGES

- Price includes cutting to length and punching slots.
- Pricing subject to change.
- Requires detailed drawing from customer.
- Made in USA of tough resilient premium rubber compound



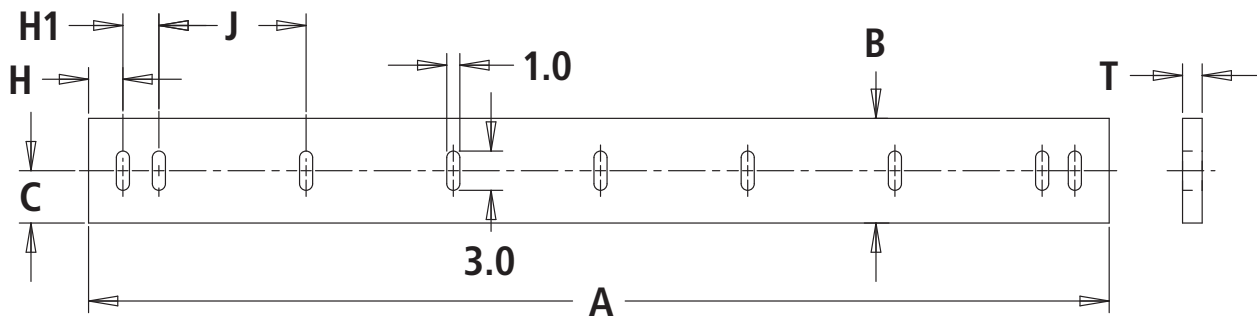
DESCRIPTION
1" x 6"
1-1/2" x 8"
1-1/2" x 10"
1-1/2" x 12"

REPLACEMENT RUBBER CUTTING EDGE INFORMATION - STYLE A



PART NO.	REPLACES OEM PART NO.	A	B	C	NO. OF SLOTS	H	J	T	WT. (LBS)
1312005	08186	78	6	3	6	1.5	15	1	24.5
1312010	08187	78	8	4	8	2.69	10.38	1.5	39.5
1312015	08188	84	8	4	7	4.69	12.44	1.5	43.0
1312020	08189	90	8	4	8	1.47	12.44	1.5	48.0
1312025	08190	96	8	4	8	4.47	12.44	1.5	48.5
1312030	08191	102	8	4	9	1.25	12.44	1.5	59.7
1312110	608262	84	8	4	8	2.63	11.25	1.5	43.0
1312120	608291	96	8	4	8	2.5	13	1.5	30.3
1312220	-	90	10	5	8	1.5	12.44	1.5	65.0
1312225	-	96	10	5	8	4.47	12.44	1.5	69.3

REPLACEMENT RUBBER CUTTING EDGE INFORMATION - STYLE B



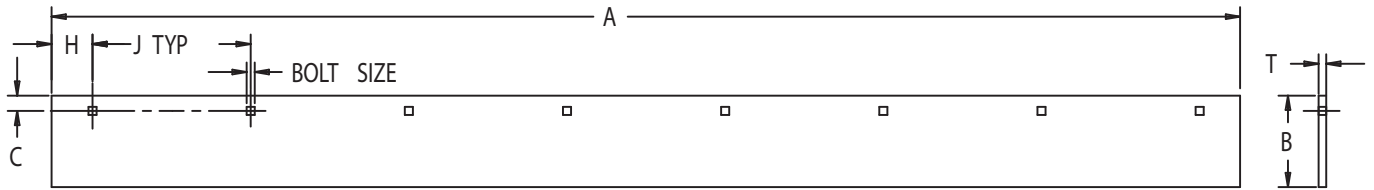
PART NO.	REPLACES OEM PART NO.	A	B	C	NO. OF SLOTS	H	HI	J	T	WT. (LBS)
1312105	608261	78	6	3	8	2.63	8.25	11.25	1	25.4
1312115	608263	90	8	4	8	2.63	14.25	11.25	1.5	44
1312125	608292	102	8	4	8	2.5	16	13	1.5	59.7
1312130	608321	108	10	5	11	3	3	12	1.5	78
1312135	608323	120	10	5	12	3	3	12	1.5	87
1312035	08192	108	10	5	11	3	3	12	1.5	78
1312040	08193	120	10	5	12	3	3	12	1.5	87
1312226	-	96	10	5	10	1.5	3	12.44	1.5	69.3
1312230	-	108	10	5	11	3	3	12	1.5	78
1312546	STD HWY	108	10	5	11	3	3	12	1.5	78
1312547	STD HWY	120	10	5	12	3	3	12	1.5	87
1312548	STD HWY	132	10	5	13	3	3	12	1.5	96
1312549	STD HWY	144	10	5	14	3	3	12	1.5	105

INFORMATION

SNOWPLOW REPLACEMENT PARTS

REPLACEMENT STEEL CUTTING EDGE INFORMATION - STYLE A

- C-1090 Steel
- Brinell Hardness Range: 250-300
- Hardware not included on all cutting edges

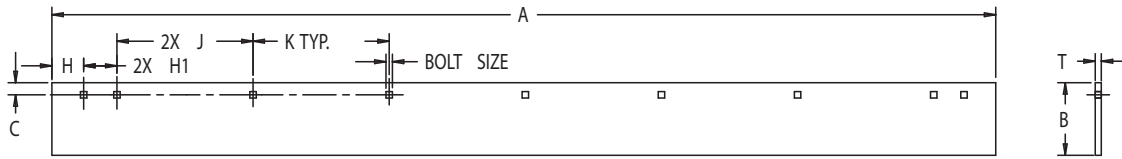


	PART NO.	OEM PART NO.	A	B	C	BOLT SIZE	NO. OF SLOTS	H	J	T	WT. (LBS)
Meyer	1301005	09100	78	6	2	1/2"	6	1.5	15	3/8"	49
	1301010	09130	72	6	1	1/2"	7	4.88	10.38	3/8"	46
	1301015	09131	78	6	1	1/2"	8	2.69	10.38	3/8"	49
	1301016	09131**	78	6	1	1/2"	8	2.69	10.38	1/2"	66
	1301020	09132	84	6	1	1/2"	7	4.69	12.44	3/8"	53
	1301021	09132**	84	6	1	1/2"	7	4.69	12.44	1/2"	71
	1301025	09796	90	6	1	1/2"	8	1.47	12.44	3/8"	57
	1301030	09796**	90	6	1	1/2"	8	1.47	12.44	1/2"	76
	1301035	09133	96	6	1	1/2"	8	4.47	12.44	1/2"	81
	1301040	09134	102	6	1	1/2"	9	1.25	12.44	1/2"	86
Diamond	1301100	811000233	18	6	3	5/8"	3	3	6	1/2"	14
Western	1301210	49070	84	6	1	1/2"	8	2.63	11.25	3/8"	54
	1301220	49080	96	6	1	1/2"	8	2.5	13	3/8"	61
	1301235	49347	96	6	1	1/2"	8	2.5	13	1/2"	81
	1301245	58811	72	6	3	1/2"	7	2.25	11.25	3/8"	46
	1301255	58813	84	6	3	1/2"	8	2.63	11.25	3/8"	53
	1301265	58815	96	6	3	1/2"	8	2.5	13	1/2"	81
	1301291	49328	96	6	2.06	1/2"	8	2.5	13	3/8"	61
	1301293	49351	96	6	2.06	1/2"	8	2.5	13	1/2"	81
Fisher	1301300	5532/6597	90	6	1.25	1/2"	8	1.44	12.44	3/8"	57
	1301301	5532**	90	6	1.25	1/2"	8	1.44	12.44	5/8"	95
	1301303	50678/50625	90	6	1.25	1/2"	8	1.5	12.43	1/2"	76
	1301305	5533/6598	96	6	1.25	1/2"	8	4.47	12.44	1/2"	81
	1301306	5533**	96	6	1.25	1/2"	8	4.47	12.44	5/8"	101
	1317005	5533**	96	8	1.25	1/2"	8	4.46	12.44	5/8"	136
Sno-Way	1303510	96100275	80	6	1.75	1/2"	10	4	8	3/8"	51
	1303515	96100237	90	6	1.75	1/2"	12	1	8	1/2"	76
	1303520	96100239	96	6	1.75	1/2"	12	4	8	1/2"	81
Blizzard	1304600	B52067/B61292	89	6	1.5	1/2"	7	2.5	14	1/2"	75
	1304601	B52095/B11962	94.5	6	1	1/2"	7	3.75	14.5	1/2"	80
	1304602	B61625/B52139	94.5	6	1	1/2"	7	3.75	14.5	5/8"	100
	1304603	B61258/B61168	90	6	1.63	1/2"	8	1.69	12.38	1/2"	76
	1304604	B61259/B61164	96	6	1.5	1/2"	8	1.73	13.22	1/2"	81
	1304605	B61532/B61528	102	6	1.63	1/2"	8	2	14	1/2"	86
	1304606	B61256/B61165	90	6	1.63	1/2"	8	1.69	12.38	3/8"	57
Boss	1304749	STB09544	84	6	1	1/2"	7	6	12	1/4"	35
	1304750	STB03071	90	6	1	1/2"	8	3	12	3/8"	57
	1304751	STB03002	90	6	1	1/2"	8	3	12	1/2"	76
Curtis	1304800	1TBP49A	90	6	3	1/2"	7	1.5	14.5	3/8"	57
	1304801	1TBP49B	96	6	3	1/2"	7	1.5	15.5	3/8"	61
	1304802	1TBP49J	102	6	3	1/2"	9	1	12.5	1/2"	86
	1304804	1TBP49A**	90	6	3	1/2"	7	1.5	14.5	1/2"	57
	1304805	1TBP49B**	96	6	3	1/2"	7	1.5	15.5	1/2"	61

**No Direct OEM Part Number, Extra Thick Version of Number Listed

SNOWPLOW REPLACEMENT PARTS

REPLACEMENT STEEL CUTTING EDGE INFORMATION - STYLE B



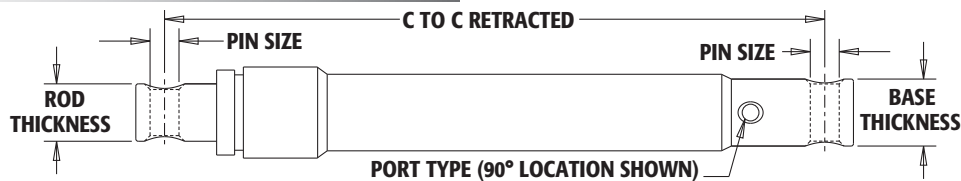
	PART NO.	OEM PART NO.	A	B	C	BOLT SIZE	NO. OF SLOTS	H	H1	J	K	T	WT. (LBS)
Meyer	1301045	7259	108	6	1.25	5/8"	11	3	3	12	12	1/2"	91
	1301050	7235	120	6	1.25	5/8"	12	3	3	12	12	1/2"	101
Western	1301200	49066	78	6	1	1/2"	8	2.63	8.25	11.25	11.25	3/8"	49
	1301205	49068	78	6	1	1/2"	8	2.63	8.25	11.25	11.25	3/8"	49
	1301215	49088	90	6	1.25	1/2"	8	2.63	14.25	11.25	11.25	3/8"	57
	1301225	49348	102	6	1.25	1/2"	8	2.5	16	13	13	1/2"	86
	1301230	49346	90	6	1.25	1/2"	8	2.63	14.25	11.25	11.25	1/2"	76
	1301240	49349	108	6	1.25	1/2"	10	2.5	3	16	13	1/2"	92
	1301250	58812	78	6	3	1/2"	8	2.63	8.25	11.25	11.25	3/8"	49
	1301260	58814	90	6	3	1/2"	8	2.63	14.25	11.25	11.25	3/8"	57
	1301270	58816	102	6	3	1/2"	8	2.5	16	13	13	1/2"	87
	1301275	58817	108	6	1.5	5/8"	11	3	3	12	12	1/2"	92
	1301280	58818, Cover Edge	120	6	1.5	5/8"	12	3	3	12	12	1/2"	101
	1301281	58818**	120	6	1.5	5/8"	12	3	3	12	12	5/8"	126
	1301290	49312	90	6	2.06	1/2"	8	2.63	14.25	11.25	11.25	3/8"	57
	1301292	49350	90	6	2.06	1/2"	8	2.63	14.25	11.25	11.25	1/2"	75
	1301294	64775	90	6	1.25	5/8" Slotted	10	2.5	3	7	13	1/2"	74
	1301295	63980	96	6	1.25	5/8" Slotted	10	2.5	3	10	13	1/2"	81
	1301296	63985	102	6	1.25	5/8" Slotted	10	2.5	3	13	13	1/2"	86
	1301297	63990	108	6	1.25	5/8" Slotted	10	2.5	3	16	13	1/2"	92
Fisher	1301302	28575/28545	90	6	3	5/8"	10	1.5	3	9.43	12.43	1/2"	76
	1301307	27580/27426	96	6	3	5/8"	10	1.5	3	12.43	12.43	1/2"	81
	1301308	26460/26652	102	6	1.25	1/2"	8	2.5	16	13	13	1/2"	87
	1301309	27585/28391	102	6	300	5/8"	10	2.5	3	13	13	1/2"	87
	1301310	5534/6599	108	6	1.25	5/8"	11	3	3	12	12	1/2"	91
	1301311	5534**	108	6	1.25	5/8"	11	3	3	12	12	5/8"	114
	1301312	27590/27427	108	6	3	5/8"	11	3	3	12	12	1/2"	91
	1301315	3507/7082	120	6	1.5	5/8"	12	3	3	12	12	1/2"	101
Sno-Way	1303530	96106376	80	6	1.75	1/2"	8	2	8	12	12	3/8"	51
	1303535	96106668/96106336	90	6	1.75	1/2"	9	2	7	12	12	3/8"	57
	1303536	96106668**/96106336**	90	6	1.75	1/2"	9	2	7	12	12	1/2"	76
	1303540	96106337/96106669	96	6	1.75	1/2"	9	2	10	12	12	3/8"	81
	1303542	Std Highway	144	8	1.5	5/8"	14	3	3	12	12	5/8"	194
	1303543	96106337**/96106669**	96	6	1.75	1/2"	9	2	10	12	12	1/2"	81
Northman	1303790	31547CP	90	6	3	1/2"	9	3	6	12	12	3/8"	57
Boss	1304752	STB03003	96	6	1	1/2"	10	2	4	12	12	1/2"	81
	1304753	STB03072	102	6	1	1/2"	10	3	6	12	12	1/2"	86
	1304754	STB03242	108	6	1	1/2"	10	3	9	12	12	1/2"	91
	1304755	STB07537	120	6	1	5/8"	12	3	3	12	12	1/2"	101
	1304757	STB00317	96	8	1	5/8"	10	2	4	12	12	1/2"	108
	1304758	STB00318	102	8	1	5/8"	10	3	6	12	12	1/2"	115
	1304759	STB00319	108	8	1	5/8"	10	3	9	12	12	1/2"	122
Curtis	1304803	1TP49C	108	6	3	1/2"	9	1.5	10.5	14	14	1/2"	91
Highway	1317000	Std Highway	120	6	1.5	5/8" C-Sink	12	3	3	12	12	5/8"	127
	1317001	Std Highway	132	6	1.5	5/8"	13	3	3	12	12	5/8"	140
	1317002	Std Highway	120	8	1.5	5/8"	12	3	3	12	12	5/8"	168
	1317003	Std Highway	132	8	1.5	5/8"	13	3	3	12	12	5/8"	187
	1317004	Std Highway	108	8	1.5	5/8"	11	3	3	12	12	5/8"	153
	1317006	Std Highway	108	6	1.5	5/8"	11	3	3	12	12	5/8"	114.6
	1317007	Std Highway	48	6	1.5	5/8" C-Sink	6	3	3	12	12	5/8"	51
	1317008	Std Highway	108	8	1.5	5/8" C-Sink	11	3	3	12	12	3/4"	184
	1317009	Std Highway	120	8	1.5	5/8" C-Sink	12	3	3	12	12	3/4"	204
	1317010	Std Highway	132	8	1.5	5/8" C-Sink	13	3	3	12	12	3/4"	225
	1317011	Std Highway	144	8	1.5	5/8" C-Sink	14	3	3	12	12	3/4"	245
	1317012	Std Highway	120	8	1.5	5/8" C-Sink	12	3	3	12	12	5/8"	168
	1317013	Std Highway	24	6	1.5	5/8" C-Sink	4	3	3	12	-	3/4"	31
	1317014	Std Highway	48	8	1.5	5/8"	6	3	3	12	12	3/4"	82
	1317015	Std Highway	60	8	1.5	5/8"	7	3	3	12	12	3/4"	102
	1317016	Std Highway	72	8	1.5	5/8"	8	3	3	12	12	3/4"	123
	1317017	Std Highway	24	6	1.5	5/8"	4	3	3	12	-	5/8"	26
	1317018	Std Highway	24	6	1.5	5/8" C-Sink	4	3	3	12	-	5/8"	26
	1317019	Std Highway	36	6	1.5	5/8" C-Sink	5	3	3	12	12	5/8"	38
	1317020	Std Highway	108	6	1.5	5/8" C-Sink	11	3	3	12	12	5/8"	115
	1317021	Std Highway	108	8	1.5	5/8" C-Sink	11	3	3	12	12	5/8"	153
	1317023	Std Highway	132	8	1.5	5/8" C-Sink	13	3	3	12	12	5/8"	187
	1317024	Std Highway	144	8	1.5	5/8" C-Sink	14	3	3	12	12	5/8"	194
	1317025	Std Highway	96	8	1.5	5/8" C-Sink	10	3	3	12	12	5/8"	166
	1317038	Std Highway	36	6	1.5	5/8" C-Sink	5	3	3	12	12	3/4"	45.1
	1317039	Std Highway	48	6	1.5	5/8" C-Sink	6	3	3	12	12	3/4"	60.3
	1317040	Std Highway, Carbide	36	6	1.5	5/8" C-Sink	5	3	3	12	12	5/8"	46
	1317041	Std Highway, Carbide	48	6	1.5	5/8" C-Sink	6	3	3	12	12	5/8"	62
	1317046	Std Highway, Cover Edge	132	6	1.5	5/8"	13	3	3	12	12	1/2"	112
	1317047	Std Highway, Cover Edge	144	6	1.5	5/8"	14	3	3	12	12	1/2"	122

**No Direct OEM Part Number, Extra Thick Version of Number Listed

INFORMATION

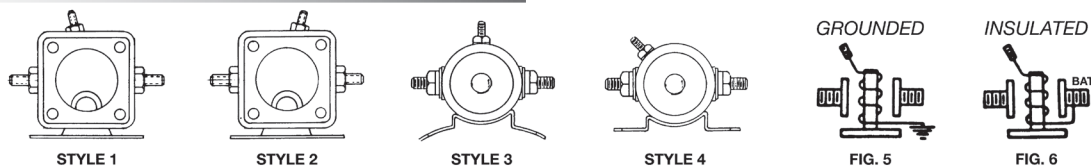
SNOWPLOW REPLACEMENT PARTS

REPLACEMENT CYLINDER INFORMATION



PART NO.	OEM PART NO.	BORE	STROKE	ACTING	C TO C RETRACTED	C TO C EXTENDED	ROD DIA. / THICKNESS	BASE DIA. / THICKNESS	PIN SIZE	PORT TYPE	PORT LOCATION	WT (LBS)
1303550	96100085	2-1/2"	4"	Double	10-1/4"	14-1/4"	1-1/2"	1-1/2"	3/4"	#6 SAE	90°	15.3
1303554	96101977	2-1/4"	9"	Double	16-1/8"	25-1/8"	1-1/2"	1-1/2"	5/8"	#6 SAE	Inline	17.0
1303557	96107455	1-1/2"	11-1/4"	Single	16-3/4"	28"	1-1/4"	1-1/2"	1/2"	#6 SAE	90°	11.5
1303700	96106077	1-1/2"	3-7/8"	Double	10-1/4"	14-1/8"	1-1/2"	4"	3/4" (R) 1/2" (B)	#6 SAE	90°	13.3
1304005	05810	1-1/2"	10"	Single	16-1/4"	26-1/4"	1-1/2"	1-5/8"	5/8"	1/4" NPT	Inline	13.0
1304006	07968	1-1/2"	10"	Single	16-1/4"	26-1/4"	1-1/2"	1-5/8"	5/8"	#6 SAE	Both (2 holes)	12.5
1304010	05437	1-1/2"	12"	Single	18"	30"	1-1/2"	1-5/8"	5/8"	1/4" NPT	Inline	15.0
1304015	05752	2"	12"	Single	18"	30"	1-5/8"	1-5/8"	5/8"	1/4" NPT	Inline	22.0
1304020	05984	1-1/2"	6"	Single	12-3/8"	18-3/8"	1-1/8"	1-5/8"	5/8"	1/4" NPT	Inline	10.0
1304100	81700020	1-1/2"	10"	Single	17-1/4"	27-1/4"	1-1/2"	1-3/4"	1"	1/4" NPT	90°	14.0
1304200	25209	1-1/2"	10"	Single	17"	27"	1-1/2"	1-3/4"	1"	1/4" NPT	Inline	13.5
1304201	56538K	1-1/2"	8"	Single	15-1/4"	23-1/4"	1-1/2"	1-3/4"	3/4"	#6 SAE	90°	11.7
1304202	56614	1-1/2"	10"	Single	17"	27"	1-1/2"	1-3/4"	3/4"	#6 SAE	90°	13.2
1304203	64148	1-1/2"	12"	Single	19-1/2"	31-1/2"	1-1/2"	1-3/4"	1"	#6 SAE	90°	14.6
1304204	56750	2"	11"	Double	18-1/4"	29-1/4"	1-1/2"	2"	1"	#6 SAE	90°	21.9
1304205	56102	1-1/2"	10"	Single	17-1/4"	27-1/4"	1-1/2"	1-3/4"	3/4"	1/4" NPT	90°	13.8
1304210	25200	1-1/2"	6"	Single	13"	19"	1-1/2"	1-3/4"	3/4"	1/4" NPT	Inline	10.0
1304215	25210	2"	6"	Single	13-1/4"	19-1/4"	1-7/16"	1-1/2"	3/4"	1/4" NPT	Inline	17.1
1304217	56709	2"	10"	Double	17-5/16"	27-5/16"	1-1/2"	2"	1"	#6 SAE	90°	15.0
1304220	25878	2"	16"	Single	23-1/4"	39-1/4"	2"	2-1/4"	1"	1/4" NPT	Inline	29.4
1304300	A3660/20117K	1-1/2"	12"	Single	19-1/4"	31-1/4"	1-1/2"	1-3/4"	1"	1/4" NPT	90°	15.0
1304305	A318/20116K	1-1/2"	10"	Single	17-1/4"	27-1/4"	1-1/2"	1-3/4"	1"	1/4" NPT	Both (2 ports)	14.0
1304310	A5166	2"	16"	Single	23-1/4"	39-1/4"	2"	2-1/4"	1-1/4"	1/4" NPT	90°	29.0
1304311	56718	1-1/2"	6"	Single	13-1/4"	19-1/4"	1-1/2"	1-3/4"	1"	#6 SAE	Inline	10.1
1304312	56603K	1-1/2"	12"	Single	19-1/2"	31-1/2"	1-1/2"	1-3/4"	1"	#6 SAE	90°	14.6
1304640	B60029	2"	10"	Single	17-1/4"	27-1/4"	1-3/4"	2-1/4"	3/4"	#6 SAE	90°	19.5
1304641	B60065	2"	9-3/8"	Single	16-1/4"	25-5/8"	1-3/4"	2-1/4"	3/4"	#6 SAE	90°	18.5
1304642	B60221	2-1/4"	12"	Single	19"	31"	2"	2-5/8"	3/4"	#6 SAE	90°	27.7
1304643	B60236	2-1/2"	4-5/8"	Double	16-3/4"	21-3/8"	1-1/4"	2-7/8"	5/8"	#6 SAE	+/-45°	16.4
1304644	B60237	3-1/2"	4-5/8"	Double	17-1/2"	22-1/8"	1-1/4"	3-3/8"	3/4"	#6 SAE	+/-45°	24.2
1304645	B60255	3"	4-5/8"	Double	17-1/2"	22-1/8"	1-1/4"	3-3/8"	3/4"	#6 SAE	+/-45°	21.2
1304646	B60347	1-1/2"	13-15/16"	Double	26-9/16"	40-1/2"	1"	1-7/8"	5/8"	#6 SAE	90°	17.0.
1304647	B60207	1-3/4"	18-7/16"	Double	24"	42-7/16"	1-1/8"	2-1/8"	5/8"	#6 SAE	90°	18.9
1304700	HYD01603	1-1/2"	10"	Single	17"	27"	1-1/2"	2-3/8"	5/8"	3/8" NPT	Inline	15.7
1304701	HYD08830	1-1/2"	10"	Double	15-3/4"	25-3/4"	2-1/8"	2-1/8"	5/8"	#6 SAE (R) 1/4" NPT (B)	90° & 180°	12.7
1304704	HYD07013	1-1/8"	10"	Single	17"	27"	1-7/16"	1-3/4"	5/8"	3/8" NPT	90°	13.4

REPLACEMENT SOLENOID INFORMATION



PART NO.	OEM #	DUTY	AMP	MOUNTING	POSTS
1304648	Blizzard B80051	Continuous	150	Flat	4 Post
1304719	Boss HYD01633	Continuous	150	Flat	4 Post
1304819	Curtis 1TBP61A	Intermittent	100	90 Degree	3 Post (Positive switched)
1306070	Meyers 15370	Intermittent	100	90 Degree	3 Post (Positive switched)
1306300	Western 25634	Intermittent	100	90 Degree	3 Post (Ground switched)
1306310	Western 56131K	Continuous	100	Flat	4 Post
1306317	Western 56131K-1	Continuous	150	Flat	4 Post
1306400	Fisher 5794	Continuous	100	90 Degree	3 Post (Ground switched)
1306401	Fisher 5794K	Continuous	100	90 Degree	4 Post
1306505	Monarch 63336	Continuous	80	Motor	3 Post (Ground switched)
1306510	Monarch 63427	Continuous	80	Motor	3 Post (Positive switched)

REPLACEMENT PARTS BY OEM PART NUMBERS

PART NO. PAGE NO.

AIR-FLO®

14004 71
40012 74
40155 74
60065 74
60067 74
60069 74
70074 74
70076 74
70078 74
A40092 74
A40142 74

ARCTIC®

AG6E 70
AG8E 70
AG10E 70
90151N 70

BONNELL®

BON-000700 83

BOSS®

BAX00034 38
BAX00096 38
BAX00097 38
BAX00098 38
BAX00099 38
BAX07627 38
BAX08057 38
HDW01744 40
HYD01603 39, 105
HYD01620 39
HYD01633 40, 105
HYD01684 40
HYD01690 40
HYD01695 39
HYD01696 39
HYD01707 39
HYD01810 39
HYD07013 39, 105
HYD07018 39
HYD07020 39
HYD07042 39
HYD07078 39
HYD07575 39
HYD07714 39
HYD08830 39, 105
HYD09922 39
HYD12825 39
MSC01501 38
MSC01509 39
MSC01565 38
MSC01570 38

PART NO. PAGE NO.

MSC01870 40
MSC03807 39
MSC04251 39
MSC04675 39
MSC04753 40
MSC04754 40
MSC05056 40
MSC05674 39
MSC07699 39
MSC07705 39
MSC09649 39
MSC09664 39
MSC1106 40
MSC11107 40
MSC13071 39
PMV0107 70
PMV01013 70
STB00317 38, 104
STB00318 38, 104
STB00319 38, 104
STB03002 38, 103
STB03003 38, 104
STB03071 38, 103
STB03072 38, 104
STB03220 39
STB03242 38, 104
STB07537 38, 104
STB09544 38, 103
STB0962 40
TFR09708 38
TRP07880 38

CHAR-LYNN®

101-1001 78
101-1003 78
101-1007 78
101-1008 78
101-1026 78
101-1319 78

CURTIS®

1CS6E-M 70
1TBM8 41
1TBP33 41
1TBP33A-1 41
1TBP33A-2 41
1TBP34 41
1TBP37 41
1TBP49A 41, 103
1TBP49B 41, 103
1TBP49C 41
1TBP49J 41, 103
1TBP61A 41, 105
1TBP98A 41
1TBP98B 41

PART NO. PAGE NO.

1TBP98C 41
1TBP98D 41
1TP49C 104
1TS17-E15 74

DOWN EASTER®

SPGV110A 74
SPN104C 70

EVEREST®

3P1607 83
3S0664 83
9B0157 83
9B0543 83
9B0566 83
9B0589 83
9B0637 83
9B0730 83

FISHER®

3 47
305 43
330 44
375 44
765 45
821 44
1588 45
2315 45
3058 45
3507 42, 104
3623 43
4424 44
4461 46
4485 45
5142 44
5150 44
5532 42, 103
5533 42, 103
5534 42, 104
5551 42
5572 42
5763 43
5794 43, 105
5797 48
5798 48
5799 48
5804 45
5821 47
5822 47
5823 46
5824 46
5842 46
6064 46
6578 47
6597 103

PART NO. PAGE NO.

6598 103
6599 104
6631 43
6814 44
6815 44
6821 43
6998 43
7082 104
7639 47
8627 42
8764 47
9177 74
9400 46
9916 85
20988 44
21500 46
22260 44, 48
25620 47
25861 47
26060 44
26219 44, 48
26460 42, 104
26463 48
26523 43
26652 104
26858 42
27406 43
27426 42, 104
27427 42, 104
27462 43
27580 42, 104
27585 42, 104
27590 42, 104
28391 42, 104
28545 104
28575 42, 104
44316 44
44361 45
44890 42
44891 42
44894 42
44898 42
44996 42
44997 42
50625 103
50678 42, 103
56556 43
56591 44, 48
56599 44
56710 44
56718 43, 104
56723 45
56725 45, 48
56726 45
56830 44

PART NO. PAGE NO.

56958 44
59694 85
59700 85
62595 85
63508 42
63509 42
63510 42
66515 47
68435 74
68474 74
90013 48
90353 43, 48
90601 44
91003 43, 48
419211 47
811000095 85
20116K 43, 105
20117K 43, 105
20316K 45
22335K 48
22336K 48
22381K 48
27177K 44
2780K 45
307-1 43
308K 43, 48
319K 45
339K 43
44281-2 42
44282-2 42
44283-2 42
5523K 44, 48
56603K 43, 105
56709F 43
56724K 45
5794K 48, 105
5794K-1 43
66608K-1 47
66783K 47
6920K 44
7053K 47
7634K-2 47
7636K-1 47
7637K-1 47
7903K 44
7905K 44
7906K 43, 85
7908K 48
A1122 47
A1587 45
A3770 43
A4488 46
A4490 46
A4949 46
A5166 105

REPLACEMENT PARTS BY OEM PART NUMBERS



PART NO. PAGE NO.

A5166K.....	43
A5516.....	43
A5517.....	43
A5795.....	46
A5819.....	46
A5841.....	46
A5843.....	46
A5844.....	46
A6148K.....	47, 48
195755.....	70
95755-1.....	70
95755-2.....	70

FLINK®

20096.....	74
25353.....	74
462-1.....	78
462L.....	78

GLEDHILL®

15646-C.....	81
15647-C.....	81
1980-D3.....	83
7620-B.....	81
PD832.....	83
PD937.....	83

GOOD ROADS®

61200344.....	83
62100383.....	83
62101007.....	83
90000926.....	74
90000930.....	74
99806239.....	83

HENDERSON®

51873.....	70
61201.....	74
77470.....	74
78499.....	72
81646.....	83
81863.....	83
81864.....	83
95001.....	81
61201-77034.....	74
77467-77468.....	74
77471-77472.....	74
H95297.....	83

HENKE®

7070057.....	83
7080101.....	83
7080103.....	83
7080104.....	83

PART NO. PAGE NO.

HI-WAY®

12993.....	74
12995.....	74
34066.....	74
39605.....	74
41719.....	70
79305.....	74
84723.....	74

HINIKER®

401-00336.....	74
80302146.....	74
80302223.....	74

MEYER®

05024.....	55
05119.....	57, 58
05437.....	52, 105
05752.....	52, 105
05810.....	52, 105
05984.....	52, 105
07006.....	51
07017.....	50, 56
07086.....	51
07141.....	50
07235.....	49, 104
07259.....	49, 104
07694.....	50
07695.....	50
07705.....	52
07799.....	52
07805.....	52
07806.....	52
07955.....	52, 87
07968.....	52, 105
07969.....	52, 87
08184.....	49
08186.....	49, 101, 102
08187.....	49, 101, 102
08188.....	49, 101, 102
08189.....	49, 101, 102
08190.....	49, 101, 102
08191.....	49, 101, 102
08192.....	49, 101, 102
08193.....	49, 101, 102
08318.....	49
08473.....	56, 57
08486.....	49
08541.....	50
08554C.....	50
08562.....	50, 56
09100.....	49, 103
09122.....	50
09124.....	50, 56

PART NO. PAGE NO.

09125.....	50
09126.....	51
09127.....	51
09130.....	49, 103
09131.....	49, 103
09132.....	49, 103
09133.....	49, 103
09134.....	49, 103
09362.....	51
09592.....	51
09796.....	49, 103
09796HD.....	49
09916.....	51, 85
5001.....	57
11859.....	50
11860.....	50
12057.....	51
12149.....	50
12326.....	49
12793.....	49
12898.....	56
12900.....	56
12901.....	56
12978.....	50
13608.....	49
13612.....	49
15026.....	57
15054.....	54, 57
15072.....	53, 56
15131.....	58
15162.....	57, 58
15163.....	58
15194.....	57
15198.....	57, 58
15199.....	58
15206.....	57, 58
15208.....	57, 58
15254.....	57
15326.....	57
15356.....	54, 57
15357.....	54, 57
15358.....	57, 58
15370.....	54, 56, 105
15381.....	57, 58
15382.....	57, 58
15392.....	57, 58
15393.....	57, 58
15430.....	57, 58
15431.....	57
15432.....	57
15433.....	57
15456.....	57
15487.....	55
15581.....	57
15606.....	55, 57, 58

PART NO. PAGE NO.

15610.....	57, 58
15614.....	55
15659.....	54, 57, 58
15660.....	54, 57, 58
15661.....	54, 57, 58
15670.....	55
15671.....	55
15672.....	55
15686.....	58
15687.....	58
15689.....	54
15691.....	58
15693.....	58
15697.....	58
15698.....	54, 57, 58
15705.....	58
15707.....	58
15727.....	54, 58
15729.....	58
15737.....	58
15811.....	55
15841.....	54, 58
20363.....	51
20420.....	51
21855.....	52, 56
21856.....	52
21857.....	53
21866.....	52
21867.....	52
21868.....	52
21918.....	54
21919.....	54
21929.....	58
21976.....	55
22083.....	51
22141.....	53
22144.....	52, 56
22154.....	53
22291.....	53
22292.....	53
22293.....	53
22294.....	53
22395.....	52
22396.....	52
59694.....	85
59700.....	85
60290.....	72
60295.....	78
60324.....	78
61353.....	78
61465.....	72
61499.....	72
62343.....	75
62344.....	75
62345.....	75

PART NO. PAGE NO.

62452.....	78
62595.....	85
63181.....	75
8110005.....	50
81100011.....	51
81100031.....	51
81100033.....	51
81700020.....	52, 105
81700026.....	53
81900011.....	50
81900013.....	53
81900015.....	50
81900016.....	50
801100019.....	49
801100020.....	49
811000095.....	51, 85
811000161.....	51
811000162.....	50
811000163.....	50
811000233.....	49, 103
816000255.....	56
875200100.....	53
875210544.....	53
875220244.....	53
875220344.....	53
816000095034.....	52
816000095040.....	52
816000095045.....	52
816000095056.....	52
816000095064.....	52
12896-7.....	56
15358C.....	55
15381C.....	55
15382C.....	54
15430C.....	55
15697C.....	54
15847C.....	53
15848C.....	53
15916C.....	55
15917C.....	55
15918C.....	55
15919C.....	55
15958C.....	55
15974C.....	55
551G.....	57
7906K.....	85

MONARCH®

63336.....	105
63427.....	105

MONROE®

00069497.....	70
05036017.....	75
05036263.....	75

REPLACEMENT PARTS BY OEM PART NUMBERS

PART NO.	PAGE NO.
05050107	70

NORTHMAN®

31547CP	104
---------	-----

OGORA®

51509	70
-------	----

SCHMIDT®

W9C03493	83
W9C04057	83

SMITH II®

120-7A	75
55416HC	75

SNO-WAY®

6101838	59
96001392	59
96001551	60
96002086	60
96006002	59
96006141	59
96006142	59
96100005	60
96100006	60
96100085	60, 105
96100237	59, 103
96100239	59, 103
96100275	59, 103
96100521	59
96101977	60, 105
96102542	59
96103893	59
96104242	60
96104247	60
96104740	60, 75
96105046	60
96105233	60
96106071	60
96106077	60, 105
96106306	59
96106336	59, 104
96106337	59, 104
96106376	59, 104
96106668	59, 104
96106669	59, 104
96106696	59
96106802	60
96107455	60, 105
96107649	59
96111764	70
96113617	70
H-25010230	60

PART NO.	PAGE NO.
SNOWEX® / BLIZZARD®	

40552	61
40597	61
40695	61
40696	61
40697	61
40698	61
49071	62
60045	62
64758	61
66892	61
66991	61
66999	61
91109	62
93010	62
95755-1	74
B11962	61, 103
B52067	61, 103
B52095	61, 103
B52139	61, 103
B60029	61, 105
B60065	61, 105
B60091	61
B60207	61, 105
B60221	61, 105
B60223	61
B60224	61
B60236	61, 105
B60237	61, 105
B60255	61, 105
B60273	61
B60274	61
B60347	61, 105
B61049	61
B61099	61
B61164	61, 105
B61165	103
B61168	61, 103
B61256	61, 103
B61258	61, 103
B61259	61, 103
B61292	61, 103
B61398	61
B61528	103
B61532	61, 103
B61625	61, 103
B80051	62, 105
BB61528	61
D5525	62
D6106	62
D6107	62
D6174	70
D6230	62
D6827	62

PART NO.	PAGE NO.
D6887	62

SWENSON®

06005	71
0404301600	75
0404503700	75
0404507300	75
0404513700	75
0404539006	75
0404539008	75
0408000500	72
04043-043-00	75
04043-075-08	75
04043-075-09	75
04080-04700	71
04101-035-00	78
04101-042-00	78
04138-017-00	70

TARCO®

23652-1	74
30137-10A	74

TENCO®

523200643	75
-----------	----

TIMBREN®

GMFK15CA	86
GMFK25S	86

TORWELL®

E15	75
E22	70
T140100	75
T140102-10	75

VALK®

CD4010	83
CS1510	83
CS2010	83
CS2510	83
CS3010	83

WARREN®

22004432	75
22004432SP	75
70030046	71

WAUSAU®

9C-07057	83
W9C03493	83
W9C04057	83

PART NO.	PAGE NO.
WESTERN®	

09916	85
15072	67
21500	68
22511	69
23039	64, 69
25200	66, 105
25209	66, 105
25210	66, 105
25215	66
25232	67
25519	66
25618	67
25634	67, 105
25635	69
25861	68
25878	66, 105
25948	66
25968	67
28407	63
44347	66
44350	66
44351	66
44361	66
44890	63
44891	63
44894	63
44898	63
44996	63
44997	63
49016	68
49017	68
49066	63, 104
49067	65
49068	104
49070	63, 103
49071	65
49080	63, 103
49088	63, 104
49211	68
49227	67
49228	67
49229	67
49230	67
49308	68
49311	69
49312	63, 104
49317	68
49328	63, 103
49346	63, 104
49347	63, 103
49348	63, 104
49349	63, 104
49350	63, 104
49351	63, 103

49532	66
52278	63, 64
55020	66
55021	66
55363	68
55984	69
56018	68
56026	68
56028	68
56035	68
56058	68
56062	68
56102	66, 105
56130	68
56133	68
56185	68
56416	68
56462	68
56614	66, 105
56615	66
56616	66
56617	66, 69
56750	66, 105
56765	66
56830	66
58734	64
58811	63, 103
58812	63, 104
58813	63, 103
58814	63, 104
58815	63, 103
58816	63, 104
58817	63, 104
58818	63, 104
59694	65, 85
59700	65, 85
60045	65
60338	64
61353	65
62265	65
62595	65, 85
62636	63
62637	65
62638	65
63508	63
63509	63
63510	63
63678	63
63980	63, 104
63985	63, 104
63990	63, 104
64148	66, 105
64758	63, 64
64775	63, 104
65183	75

REPLACEMENT PARTS BY OEM PART NUMBERS

PART NO.	PAGE NO.	PART NO.	PAGE NO.
66608.....	67	56131K-1	67, 69, 105
66783.....	67	56538K.....	66, 105
66892.....	63, 64	56598.....	66
66991.....	63, 64	56615-1.....	69
66999.....	63, 64	56616-1.....	69
67635.....	65	56684-1.....	66
67842.....	64	56709W.....	66, 105
67847.....	65	56831-1.....	66
67855.....	64	64212-1.....	66
67858.....	64	7906K.....	85
67859.....	64	90493K.....	69
67974.....	64	91965K.....	65, 69
67977.....	64	93033K.....	65
68435.....	75	93034K.....	65
68474.....	75	93063K.....	69
78300.....	70		
90165.....	64		
90238.....	69		
90493.....	64		
91109.....	65		
91335.....	69		
91472.....	65		
91911.....	65		
91965.....	65		
92004.....	65		
92208.....	66		
92210.....	66		
92275.....	67		
92278.....	67		
93010.....	65		
93028.....	65		
93061.....	65		
93063.....	65		
93077.....	65		
93079.....	65		
93080.....	65		
94953.....	72		
95277.....	78		
95755.....	70		
95852.....	70		
608261.....	63, 101, 102		
608262.....	63, 101, 102		
608263.....	63, 101, 102		
608291.....	63, 101, 102		
608292.....	63, 101, 102		
608321.....	63, 101, 102		
608323.....	63, 101, 102		
811000095.....	85		
25205K.....	66		
25556A.....	68		
25944K.....	66		
44281-2.....	63, 64		
44282-2.....	63, 64		
44283-2.....	63, 64		
56131K.....	67, 105		

WHELEN®

RILPM.....	96
RILPP.....	96

WHITE®

200400A1015.....	78
------------------	----

NUMERICAL INDEX

PART NO.	PAGE NO.	PART NO.	PAGE NO.	PART NO.	PAGE NO.	PART NO.	PAGE NO.	PART NO.	PAGE NO.
17757	79	1301303	42, 103	1302305	43	1303535	59, 104	1304204	66, 105
99400	3, 4	1301305	42, 103	1302308	43, 48	1303536	59, 104	1304205	66, 105
99420	3, 4	1301306	42, 103	1302309	43, 48	1303540	59, 104	1304210	66, 105
206500	6, 7	1301307	42, 104	1302310	43	1303542	80, 104	1304215	66, 105
207005	3, 4	1301308	42, 104	1302315	43	1303543	59, 104	1304217	43, 66, 105
208470	7	1301309	42, 104	1302319	44	1303550	60, 105	1304220	66, 105
211141	97	1301310	42, 104	1302320	44	1303554	60, 105	1304225	66
1301005	49, 103	1301311	42, 104	1302322	44	1303557	60, 105	1304226	66
1301010	49, 103	1301312	42, 104	1302323	44, 65	1303560	60	1304227	66, 69
1301015	49, 103	1301315	42, 104	1302325	44	1303561	60	1304229	66, 69
1301016	49, 103	1301350	42	1302327	44	1303562	60	1304230	66
1301020	49, 103	1301355	42	1302328	44	1303564	60	1304231	44, 66
1301021	49, 103	1301800	80	1302330	44, 51	1303565	60	1304232	66
1301025	49, 103	1301805	80	1302335	44, 51	1303580	59	1304233	44, 66
1301030	49, 103	1301815	80	1302340	44, 51	1303585	60	1304234	66
1301035	49, 103	1301816	80	1302345	44, 51	1303590	60	1304235	66
1301040	49, 103	1301818	80	1302347	44, 51	1303600	60	1304236	66
1301045	49, 104	1302005	50, 56, 64, 69	1302350	44, 51	1303700	60, 105	1304237	44, 66
1301050	49, 104	1302010	50, 56	1302355	45	1303790	104	1304238	48, 66, 69
1301055	49	1302015	50	1302360	47, 48	1304000	49	1304239	45, 66
1301060	38, 49	1302020	50	1302365	47	1304005	52, 105	1304240	53, 67
1301061	63	1302025	50	1302370	44	1304006	52, 105	1304241	66
1301062	49	1302030	50	1302375	44	1304010	52, 105	1304245	53, 67
1301064	38	1302031	50	1303002	51	1304015	52, 105	1304249	66
1301065	49, 63	1302035	50	1303003	51	1304020	52, 105	1304250	66
1301100	49, 103	1302040	50	1303005	51	1304021	53	1304260	66
1301105	49	1302045	50, 56	1303010	51	1304022	53	1304290	64
1301110	49	1302047	50	1303015	51	1304024	53	1304300	43, 105
1301200	63, 104	1302049	50	1303020	51	1304025	53, 56, 67	1304301	44
1301205	104	1302060	50	1303025	51	1304026	45, 53, 67	1304305	43, 105
1301210	63, 103	1302061	50	1303030	51	1304027	53	1304307	44
1301215	63, 104	1302100	51	1303031	51	1304028	53	1304310	43, 105
1301220	63, 103	1302110	51	1303032	51	1304029	53	1304311	43, 105
1301225	63, 104	1302115	50	1303033	51	1304030	52	1304312	43, 105
1301230	63, 104	1302120	50	1303035	51	1304031	52	1304315	45
1301235	63, 103	1302135	50	1303100	51	1304033	52, 56	1304320	45
1301240	63, 104	1302140	50	1303111	60	1304035	52	1304325	45
1301245	63, 103	1302150	53	1303203	65	1304040	52	1304330	45, 53
1301250	63, 104	1302155	50	1303204	65	1304041	52	1304335	45
1301255	63, 103	1302160	50	1303205	62, 65	1304042	52	1304340	44
1301260	63, 104	1302205	64, 69	1303206	65	1304050	52	1304345	45
1301265	63, 103	1302210	64	1303207	65	1304055	52, 56	1304347	44
1301270	63, 104	1302215	65	1303210	62, 65	1304056	52	1304348	44
1301275	63, 104	1302220	65	1303215	62, 65	1304060	52	1304350	45
1301280	63, 80, 104	1302225	65	1303220	62, 65	1304100	52, 105	1304400	64
1301281	42, 49, 63, 80, 104	1302230	65	1303230	65	1304105	52	1304401	64
1301290	63, 104	1302235	65	1303300	43	1304110	52	1304402	42, 63
1301291	61, 63, 103	1302240	65	1303305	43	1304115	52	1304403	42, 63
1301292	63, 104	1302245	65	1303310	43	1304120	52	1304406	64
1301293	61, 63, 103	1302247	65	1303315	43, 48	1304125	52	1304407	64
1301294	61, 63, 104	1302250	65	1303320	43	1304135	53	1304408	64
1301295	61, 63, 104	1302252	65, 69	1303500	59	1304140	53	1304410	42, 63
1301296	61, 63, 104	1302255	65	1303505	59	1304145	53	1304420	64
1301297	61, 63, 104	1302256	65	1303510	59, 103	1304200	66, 105	1304505	83
1301300	42, 103	1302260	65	1303515	59, 103	1304201	66, 105	1304510	83
1301301	42, 103	1302297	69	1303520	59, 103	1304202	66, 105	1304512	82, 83
1301302	42, 104	1302300	44, 48	1303530	59, 104	1304203	66, 105	1304514	83

NUMERICAL INDEX



<u>PART NO.</u>	<u>PAGE NO.</u>	<u>PART NO.</u>	<u>PAGE NO.</u>	<u>PART NO.</u>	<u>PAGE NO.</u>	<u>PART NO.</u>	<u>PAGE NO.</u>	<u>PART NO.</u>	<u>PAGE NO.</u>
1304515	83	1304744	40	1305305	43	1306195	58	1307005	48, 55, 59, 69
1304520	82, 83	1304745	40	1305310	43	1306200	58	1307006	48, 55, 59, 69
1304530	83	1304749	38, 103	1305315	43	1306202	58	1307010	48, 55, 59, 69
1304535	83	1304750	38, 103	1305316	43	1306205	57, 58	1307014	48, 55, 59, 69
1304545	83	1304751	38, 103	1306005	54, 57	1306210	58	1307015	48, 55, 59, 69
1304550	83	1304752	38, 104	1306007	54, 58	1306212	58	1307020	48, 55, 59, 69
1304555	83	1304753	38, 104	1306015	54, 57	1306220	58	1308005	51, 85
1304600	61, 103	1304754	38, 104	1306016	54, 57	1306225	58	1308006	51, 85
1304601	61, 103	1304755	38, 104	1306020	54, 57	1306300	67, 105	1308010	51, 65, 85
1304602	61, 103	1304757	38, 104	1306025	54, 57, 58	1306310	67, 105	1308102	59, 85
1304603	61, 103	1304758	38, 104	1306030	54, 57, 58	1306317	67, 69, 105	1308103	43, 85
1304604	61, 103	1304759	38, 104	1306031	55	1306320	68	1308105	85
1304605	61, 103	1304760	38	1306035	54, 57, 58	1306325	68	1308106	85
1304606	61, 103	1304761	38	1306040	54, 57, 58	1306326	46, 68	1308107	85
1304622	61	1304762	38	1306045	54, 57, 58	1306330	69	1308110	85
1304623	61	1304763	38	1306050	54, 57, 58	1306335	69	1308111	85
1304627	44, 48	1304766	38	1306051	55	1306340	69	1308115	85
1304630	61	1304770	38	1306055	55, 57, 58	1306345	47, 67	1308125	85
1304631	61	1304776	40	1306060	55, 57, 58	1306350	47, 67	1308150	85
1304632	61	1304777	40	1306065	55, 57, 58	1306351	47, 67	1308160	85
1304633	61	1304779	38	1306066	55	1306355	47, 67	1308200	40, 59, 61, 65, 85
1304634	61	1304780	39	1306067	55	1306356	47, 67	1308205	65, 85
1304640	61, 105	1304781	39	1306070	54, 56, 105	1306360	47, 67	1308210	65, 85
1304641	61, 105	1304782	39	1306075	54	1306365	67	1308215	65, 85
1304642	61, 105	1304783	39	1306080	54	1306370	67	1308300	43, 85
1304643	61, 105	1304784	39	1306083	53	1306375	46, 68	1308600	86
1304644	61, 105	1304785	39	1306095	48, 55, 69	1306400	43, 105	1308890	71
1304645	61, 105	1304786	39	1306100	56, 57	1306401	43, 48, 105	1308900	71
1304646	61, 105	1304796	40	1306105	55, 57, 58	1306405	46	1308901	71
1304647	61, 105	1304797	40	1306107	55	1306410	46	1308902	71
1304648	62, 105	1304800	41, 103	1306110	55	1306415	46	1308903	71
1304700	39, 105	1304801	41, 103	1306115	55	1306427	47, 56	1308904	71
1304701	39, 105	1304802	41, 103	1306116	55	1306430	46	1308905	71
1304704	39, 105	1304803	41, 104	1306117	55	1306435	47	1308906	71
1304710	39	1304804	41, 103	1306120	55	1306436	47	1308907	71
1304711	38	1304805	41, 103	1306125	55	1306445	48	1308908	71
1304712	38	1304812	41	1306130	57	1306450	48	1309005	56
1304713	38	1304814	41	1306135	57	1306455	48	1309010	56
1304715	39	1304815	41	1306140	57	1306460	47	1309015	56
1304716	39	1304818	41	1306145	57, 58	1306465	45	1309020	56
1304717	39	1304819	41, 105	1306150	57	1306466	45	1309025	56
1304719	40, 105	1304830	41	1306152	57	1306467	45	1309030	56
1304721	39	1304831	41	1306153	57	1306468	45	1309035	56, 59, 84
1304722	39	1304832	41	1306155	57	1306469	45	1309046	84
1304723	39	1304833	41	1306165	57	1306470	46	1309052	84
1304724	39	1304847	41	1306170	57	1306471	45	1309080	84
1304725	39	1304848	41	1306173	57, 58	1306475	46	1309090	84
1304726	39	1305100	52	1306174	57, 58	1306478	47, 68	1309096	84
1304727	39	1305105	52	1306175	57, 58	1306485	47, 68	1309102	84
1304728	39	1305110	52	1306176	58	1306490	47, 68	1309108	84
1304729	39	1305115	52	1306180	57, 58	1306492	47, 68	1309120	84
1304730	39	1305200	66	1306182	58	1306505	79, 105	1309132	84
1304737	39	1305205	66	1306183	58	1306510	79, 105	1309144	84
1304738	39	1305210	66	1306184	58	1306901	53	1310020	56
1304739	39	1305211	66	1306185	57	1306902	46, 68	1310220	69
1304740	40	1305215	66	1306186	57	1306903	40	1310410	84
1304741	40	1305300	43	1306190	58	1306930	40	1311005	52, 87

NUMERICAL INDEX

<u>PART NO.</u>	<u>PAGE NO.</u>	<u>PART NO.</u>	<u>PAGE NO.</u>	<u>PART NO.</u>	<u>PAGE NO.</u>	<u>PART NO.</u>	<u>PAGE NO.</u>	<u>PART NO.</u>	<u>PAGE NO.</u>
1311006.....	52, 87	1314001	46, 68	1317120.....	81	1410711.....	17	1457120	75
1311100.....	87	1314002	46, 68	1317121.....	81	1410713.....	70	1457150	75
1311103.....	87	1314003	46, 68	1317125.....	81	1410717.....	17, 19, 21, 70	1457155	75
1311110.....	87	1314005	46, 68	1317126.....	81	1410719.....	70	1457157	75
1311200.....	63	1314007	46, 68	1317129.....	81	1410720	17	1457160	75
1311201.....	63	1315205	43	1317130.....	81	1411000.....	6, 7, 17, 19, 21	1457165	75
1311202.....	42, 63	1315310.....	48, 68	1317131.....	81	1411001.....	13, 14, 15, 17	1458110.....	75
1311203.....	42, 63	1315315.....	48, 68	1317132.....	81	1411800.....	17, 19, 21	1458115.....	75
1311204.....	42, 63	1316105.....	49	1317140.....	81	1411907.....	17, 19, 21, 70	1458200.....	75
1311206.....	42, 63	1316110.....	49	1317141.....	81	1411915.....	17, 19, 21	1458210	75
1311207.....	42, 63	1316115.....	49	1317150.....	81	1412300	17	1458213	75
1311208.....	42, 63	1316120.....	49	1317180.....	83	1420004.....	17	1458215	75
1311211.....	61, 63	1316205	64	1317181.....	83	1420101	15, 17	1459100	75
1311212.....	61, 63	1316210.....	64	1317182.....	83	1420150	17	1459110.....	75
1311213.....	61, 63	1316215.....	64	1317183.....	83	1450110.....	74	1459111.....	75
1311214.....	61, 63	1316220	64	1317184.....	83	1450111.....	74	1459112.....	75
1311215.....	42, 63	1316305	42	1317185.....	83	1450120	74	1459113.....	75
1311216.....	42, 63	1317000	80, 104	1317186.....	83	1450150	74	1491301	17
1311217.....	42, 63	1317001	80, 104	1317187.....	83	1450155	74	1491501	15, 17
1311218.....	63	1317002	80, 104	1317200	82	1450160	74	1491701	15, 17
1312005	49, 101, 102	1317003	80, 104	1317210	82	1450171	74	1492100	98
1312010.....	49, 101, 102	1317004	80, 104	1317212.....	82	1450173	74	1492106	99
1312015.....	49, 101, 102	1317005	42, 80, 103	1317214.....	82	1450175	74	1492107	99
1312020	49, 101, 102	1317006	80, 104	1317216.....	82	1450190	74	1492110.....	98
1312025	49, 101, 102	1317007	80, 104	1317218.....	82	1451110.....	74	1492111.....	98
1312030	49, 101, 102	1317008	80, 104	1317220	82	1451111	74	1492112.....	98
1312035	49, 101, 102	1317009	80, 104	1317222	82	1451113	74	1492113.....	98
1312040	49, 101, 102	1317010.....	80, 104	1317230	82	1452110.....	74	1492114.....	98
1312105.....	63, 101, 102	1317011.....	80, 104	1317235	82	1452150	74	1492115.....	98
1312110.....	63, 101, 102	1317012.....	80, 104	1317240	82	1453108	74	1492116.....	98
1312115.....	63, 101, 102	1317013.....	80, 104	1317250	82	1453110.....	74	1492117.....	99
1312120.....	63, 101, 102	1317014.....	80, 104	1317255	82	1453112.....	74	1492118.....	99
1312125.....	63, 101, 102	1317015.....	80, 104	1317260	82	1453115.....	74	1492119.....	99
1312130.....	63, 101, 102	1317016.....	80, 104	1317262	82	1453120	74	1492127	98
1312135.....	63, 101, 102	1317017.....	80, 104	1317263	82	1453160	74	1492128	99
1312202	42, 63	1317018.....	80, 104	1317265	82	1453168	74	1492129	99
1312220	42, 101, 102	1317019.....	80, 104	1317270	82	1454110.....	74	1492135	99
1312225	42, 101, 102	1317020	80, 104	1317275	82	1454112.....	74	1492137	99
1312226	42, 101, 102	1317021	80, 104	1317280	82	1454123	74	1492138	99
1312230	42, 101, 102	1317023	80, 104	1317288	81	1454124	74	1492139	99
1312505	80	1317024.....	80, 104	1320908	84	1454125	74	1492144	24, 72
1312510.....	80	1317025	80, 104	1320910	84	1454150	74	1492160	100
1312515.....	80	1317026	80	1321210.....	84	1454155	74	1492161	100
1312534	80	1317038	80, 104	1321211.....	84	1454160	74	1492162	100
1312536	80	1317039	80, 104	1321212.....	84	1455110.....	74	1492163	100
1312537	80	1317040	80, 104	1400050.....	16	1455113.....	74	1492165	100
1312546	80, 102	1317041.....	80, 104	1400100.....	16	1455115.....	74	1492168	72
1312547	80, 102	1317046	80, 104	1400400.....	16	1455150	74	1492171	100
1312548	80, 102	1317047	80, 104	1400450.....	16	1455155	74	1492172	100
1312549	80, 102	1317100.....	81	1401150.....	17, 19, 21, 70	1455160	74	1492175	100
1313005	68	1317103.....	81	1401200	19, 21	1455200.....	75	1492182	100
1313010.....	68	1317105.....	83	1401300	13, 15, 17	1455210	75	1492183	100
1313015.....	68	1317106.....	83	1401500	17	1455215	75	1492184	100
1313100.....	46	1317107.....	83	1410200	13, 14, 15, 17, 28	1456110.....	60, 75	1492185	100
1313105.....	46	1317110.....	81	1410250	13, 14, 15, 17	1457110.....	75	1492193	99
1313110.....	46	1317111	81	1410702	17, 19, 21	1457112.....	75	1492194	99
1314000	46, 68	1317119.....	81	1410706	17	1457115.....	75	1492215	98

NUMERICAL INDEX

<u>PART NO.</u>	<u>PAGE NO.</u>	<u>PART NO.</u>	<u>PAGE NO.</u>	<u>PART NO.</u>	<u>PAGE NO.</u>	<u>PART NO.</u>	<u>PAGE NO.</u>	<u>PART NO.</u>	<u>PAGE NO.</u>
1492237	99	3009206	21	3014858	28	3022215	12	3032188	28
1493505	17	3009215	21	3015129	26	3022224	71	3032191	28
1496505	13, 14, 15, 16, 17, 18, 19, 20, 21	3009218	30	3015134	26	3022963	25, 72	3033660	14
1497051	20	3009219	30	3015371	6, 7	3022978	13	3033887	35
1497505	17	3009308	31	3015377	6, 7	3022979	13	3034110	100
1498551	17	3009320	7	3015382	6, 7	3023850	26	3034599	13
1498561	17	3009327	19, 21	3015554	26	3023854	26	3035110	36
1498571	17	3009995	13	3015954	14	3024188	13, 15	3035264	13
1499500	17	3010034	71	3015999	14	3024512	28	3035267	13
3000966	31	3010056	21	3016231	4, 7	3024575	13, 14, 19	3035377	13
3001152	6	3010057	71	3016233	3, 6	3024587	6	3035768	100
3003032	7	3010116	26	3016309	15, 19, 21, 28	3024588	6	3035770	100
3003485	17	3010220	6, 7	3016342	98	3024738	13, 14, 15, 19, 21, 28	3035781	100
3004611	17	3010310	72	3016394	13, 14, 15, 19, 21, 28	3025069	13	3035783	100
3005423	3, 6	3010390	17, 19, 21	3016944	13, 14, 15, 19, 21, 28	3025070	13	3035912	95
3005693	6	3010443	26, 72	3017174	28	3025254	19	3035913	95
3005705	6	3010548	24, 25, 26	3017233	6, 7, 13, 14, 15, 19, 21, 28	3025436	19, 21	3035914	95
3005706	6, 7	3010603	26, 71	3017238	13, 14, 15, 19, 21, 28	3025440	19	3035915	95
3006724	13, 15	3010653	26	3017358	14	3025443	97	3035916	95
3006833	13	3010816	35	3017393	14	3025885	23	3035917	95
3006887	17, 19, 21	3010845	26, 71	3017487	28	3025886	23	3035931	95
3006964	13	3010846	26, 71	3017635	26	3025887	23	3035932	95
3007039	13	3010847	26	3017750	26	3026061	19	3036648	72
3007300	17, 19, 21	3010863	71	3017758	26	3026067	25	3036808	34
3007301	17, 19, 21	3010970	6, 7	3017966	15	3026538	36	5562001	86
3007302	17, 19, 21	3010991	26	3018003	26	3026661	28	5562009	86
3007349	15	3011370	13	3018007	13	3027109	28	5562112	86
3007416	7, 13, 14, 19, 21, 70	3011727	13	3018242	26	3027110	28	5601000	90
3007527	13	3011864	6, 7	3018358	6, 7	3027293	13	5601005	90
3007683	7	3012001	15	3018359	6, 7	3027468	23	5601007	90
3007809	6	3012057	15	3018599	5	3027469	23	5601010	90
3007811	6	3012081	14, 15, 70	3018639	15	3027470	23	5601015	90
3008045	71	3012393	13, 14, 15	3018781	7	3027636	6, 7	5601016	90
3008046	15, 17, 28, 70	3012415	3, 6, 7	3018857	15	3027661	6	5601020	90
3008076	7, 70	3012431	13	3018919	13	3027742	36	5601021	90
3008186	17	3012458	15	3018923	6, 7	3027935	28	5601025	90
3008241	3, 6, 7, 70	3012519	26	3019085	13	3027936	28	5601026	90
3008289	19, 21	3012680	30	3019166	15, 70	3028143	19	5609000	88
3008290	19, 21	3012695	30	3019256	15	3028154	19	5609001	88
3008294	19, 21	3012696	30	3019561	6, 7	3028195	3, 6	5621002	91
3008300	19, 21	3012702	30	3019690	26, 71	3028284	6, 7	5626292	91
3008352	21	3012959	15	3019870	6, 7	3028636	6, 7	6190000	37
3008359	19, 21	3013427	15	3019902	13	3030139	35	6190325	37
3008388	19, 21	3013659	19, 21, 70	3019913	13	3030179	19, 21	6190550	37
3008390	13	3013821	13, 14, 15, 28	3020127	13	3030222	21	6191000	37
3008560	18, 20, 24, 25	3013824	31	3020301	6, 7, 13, 14	3030391	21	6381540	76
3008611	19, 21	3014078	13, 14, 15	3020340	4, 6	3030562	21	6381541	76
3008620	6, 7	3014193	87	3020569	26	3030628	13, 14	6381560	76
3008630	21	3014194	87	3020624	24, 25, 73	3030853	14	6381561	76
3008632	71	3014199	13, 15	3020625	25, 73	3030857	14	6383060	76
3008835	19, 21	3014441	6, 7	3020626	25, 73	3030863	14	6383061	76
3008838	13	3014462	13, 14, 15, 19, 21, 28	3020704	25	3030907	13, 14	6391001	89
3008860	19, 21	3014539	19, 21	3020766	17	3031475	13, 14	6391002	89
3009067	19, 21	3014543	19, 21	3021616	6, 7, 13, 15, 62	3031517	13	6391003	89
3009114	19, 21	3014545	21	3021928	15	3031539	70	6391004	89
3009197	19, 21	3014778	13, 14, 15, 19, 28	3022060	24, 25, 72	3031543	21	6391100	89
3009201	19, 21	3014857	30	3022198	71	3031544	21	6391101	89

NUMERICAL INDEX

<u>PART NO.</u>	<u>PAGE NO.</u>	<u>PART NO.</u>	<u>PAGE NO.</u>	<u>PART NO.</u>	<u>PAGE NO.</u>	<u>PART NO.</u>	<u>PAGE NO.</u>	<u>PART NO.</u>	<u>PAGE NO.</u>
6391102	89	8891131	92	8891919	94	8892902	93	1400050SS	16
6391103	89	8891132	92	8891920	93, 94	8895095	96	1400100SS	16
6391104	89	8891144	18, 20, 88	8891921	93, 94	8895100	96	1400200SS	16
6391105	89	8891145	18, 20, 88	8891925	93, 94	8895105	96	1400250SS	16
6391106	89	8891150	18, 20, 25, 88	8892000	94	8895110	96	1400300SS	16
6391215	90, 95	8891166	25, 88	8892001	94	8895150	96	1400350SS	16
8881200	89	8891167	24, 25, 88	8892002	94	8895250	96	1400455SS	18
8881211	89	8891168	24, 25, 88	8892200	93	8895300	96	1400455SSE	18
8881212	89	8891169	24, 25, 88	8892201	93	8895350	96	1400455SSH	18
8881214	89	8891177	24, 25, 88	8892202	93	8895550	96	1400460SS	18
8881216	89	8891178	24, 25, 88	8892204	93	9031100	86	1400460SSE	18
8881222	89	8891200	95	8892208	93	9031105	86	1400460SSH	18
8881250	89	8891201	95	8892209	93	9031110	86	1400465SS	18
8881260	89	8891215	95	8892210	93	9031200	70	1400465SSE	18
8881270	89	8891216	95	8892225	93	9031201	70	1400465SSH	18
8882100	89	8891225	95	8892230	93	9032000	62	1400475SS	20
8882111	89	8891226	95	8892231	93	9032001	62	1400475SSE	20
8882150	89	8891227	95	8892232	93	9032002	62	1400475SSH	20
8882300	89	8891325	95	8892234	93	9032005	62	1400500SS	20
8882500	89	8891326	95	8892239	93	9032020	62	1400500SSE	20
8891001	98	8891327	95	8892240	93	9032021	62	1400500SSH	20
8891002	98	8891400	92	8892241	93	9035100	28	1400505SS	20
8891004	91	8891401	92	8892242	93	9035101	28	1400505SSE	20
8891006	91	8891402	92	8892244	93	9035102	28	1400505SSH	20
8891007	91	8891403	92	8892248	93	9035103	28	1400550SS	20
8891009	91	8891404	92	8892249	93	9240016	26, 71	1400550SSE	20
8891010	96	8891405	92	8892250	93	9240020	26, 71	1400550SSH	20
8891015	91	8891500	92	8892255	93	9240083	28	1400560SS	20
8891016	91	8891501	92	8892300	94	9240086	13, 14, 15, 28, 72	1400560SSE	20
8891018	91	8891502	92	8892301	94	9901000	86	1400560SSH	20
8891020	98	8891505	92	8892304	94	9901005	86	1400601SS	11
8891024	96	8891506	92	8892309	94	9901010	86	1400701SS	11
8891025	96	8891509	92	8892320	94	9901015	86	1401100P	14, 15, 17
8891040	95	8891600	92	8892321	94	9901100	86	1401100RL	13, 14, 15, 17, 75
8891042	95	8891601	92	8892325	94	9921000	86	1401101RL	14, 19, 21, 75
8891044	95	8891602	92	8892400	94	9921005	86	1401102RL	26, 75
8891048	95	8891605	92	8892401	94	9921010	86	1406657SSH	22
8891049	95	8891700	92	8892404	94	9921015	86	1406757SSH	22
8891050	95	8891701	92	8892420	94	13104101	84	1406863SSH	22
8891052	95	8891702	92	8892425	94	13111001	87	1406969SSH	22
8891060	96	8891704	92	8892500	94	13111002	87	141036SSK	17, 19
8891062	96	8891705	92	8892501	94	13111008	87	141055K	17
8891070	95	8891706	92	8892600	92	16360471	80	141065K	17
8891071	95	8891710	92	8892601	92	56298146	91	142005A	17
8891080	95	8891800	93	8892602	92	62100001	26	142005ASS	17
8891082	95	8891801	93	8892609	92	82123909	34	1421057SSH	22
8891090	96	8891802	93	8892700	93	82123919	34	1421163SSH	22
8891091	96	8891804	93	8892701	93	82123929	34	1421257SSH	22
8891100	96	8891900	93	8892704	93	82124269	36	1421363SSH	22
8891102	96	8891901	93	8892709	93	82124639	35	1421369SSH	22
8891104	91	8891902	93	8892800	93	82124649	35	1421469SSH	22
8891105	91	8891904	93	8892801	93	0020500	84	1425657SSH	22
8891110	95	8891909	93	8892802	93	025000A	4	1425757SSH	22
8891111	95	8891910	94	8892805	93	1303200C	65	1425863SSH	22
8891120	91	8891911	94	8892809	93	1304028C	53	1425969SSH	22
8891121	91	8891912	94	8892810	93	1304029C	53	142X150	17
8891130	92	8891914	94	8892900	93	1304420HDW	64	1450657SSH	22

NUMERICAL INDEX




PART NO.	PAGE NO.	PART NO.	PAGE NO.	PART NO.	PAGE NO.	PART NO.	PAGE NO.	PART NO.	PAGE NO.
1450757SSH	22	924F0106PR	27	HM004P	78	PRO2500	10	TB150BG	31
1450863SSH	22	924F0106SSPR	27	HM006P	78	PRO2500CH	11	TGS01B	3
1450969SSH	22	AB2H16F	72	HM012P	78	PU3593	79	TGS02	3
1451057SSH	22	AB2H18S	72	HM034P	78	PU3593LR	79	TGS03	4
1451163SSH	22	AB2H20S	72	HM034PS	78	PU3593LRV	79	TGS03RED	4
1451257SSH	22	AB3H20F	72	HM074P	78	PU5003	79	TGS03YEL	4
1451363SSH	22	B210880	98	HM084P	78	PU5007	79	TGS05B	4
1451369SSH	22	B745229T	97	HRV07516	78	PW22	84	TGS06	5
1451469SSH	22	B745236T	97	HV020	78	RL650A	98	TGS07	5
1461057SSH	22	BA0972	84	HV1030	78	SHPE0750	8	TGS07RED	5
1461163SSH	22	BA1	90	HV1030EP	77	SHPE0750X	8	TGS07YEL	5
1461257SSH	22	BA102	84	HV1030EPG	77	SHPE1000	8	TGSUV1B	3
1461363SSH	22	BA107	84	HV1030LS	78	SHPE1000X	8	TGSUVPROA	3
1461369SSH	22	BA2	90	HV1030SAE	78	SHPE1500	8	WB101G	30
1461469SSH	22	BRC	48, 56	HV515LS	78	SHPE1500RED	8	WB150BG	30
1471056SSH	24	CB1	90	HV715	78	SHPE1500X	8	WB201G	30
1471156SSH	24	CB100PB	90	HV715EP	77	SHPE1500XRED	8	WB250BG	30
1471256SSH	24	CB120PB	90	HV715EPG	18, 20, 77	SHPE1500XYEL	9	WB400	31
1471456SSH	24	CB150	90	HV715SAE	78	SHPE1500YEL	9	WSE26	34
1490757SSE	23	CB150PB	90	HVC05	77	SHPE2000	9		
1490957SSE	23	CB151	90	HVC1	78	SHPE2000RED	9		
1493501SS	17	CB151PB	90	HVC1030	78	SHPE2000X	9		
1493550SS	17	CB200PB	90	HVC715	78	SHPE2000XRED	9		
1497505SS	17	CB201	90	HVKB	78	SHPE2000XYEL	9		
1499300SS	17	CB201PB	90	LB4663SST	88	SHPE2000YEL	9		
1499500SS	17	CB251PB	90	LB4773SST	88	SHPE3000	12		
1499700SS	17	CB30PB	90	LB8443SST	88	SHPE3000CH	12		
203D4PR42PRPB	77	CB50PB	90	LB8445SST	88	SHPE4000	12		
204PRPB	77	CB60	90	LB8663SST	88	SHPE6000	12		
2F12SCR	14, 15	CB60PB	90	LB8665SST	88	SL40AR	91		
2F20SCR	15	CB80PB	90	LS1	20, 33	SL40CR	91		
2F24SCR	15	CB90PB	90	LS10	33	SL41AR	91		
3001472A	28	CM004P...19, 21, 26, 28, 78		LS102	33	SL500A	97		
3006717A	28	CM004PH	78	LS102H	33	SL501A	96		
4F32SCR	26, 71	CM012P	78	LS10H	33	SL502A	96		
9240016A	71	CM034P	28, 78	LS11	33	SL551ALP	97		
9242001A	28	CM074P	28, 78	LS11H	33	SL620ALP	97		
92420A	27	CM084P	78	LS12	33	SL630A	97		
92420SSA	27	CM092P	78	LS12H	33	SL640ALP	98		
92421SSA	27	CMSK	19, 21, 26, 28	LS2	33	SL645ALP	97		
92422SSA	27	FCB050013200	38, 42, 49	LS3	20, 33	SL650A	97		
92425SSA	27	FCB063011250	38, 42, 49	LS4	33	SL65A0	91		
92426SSA	27	FCB063011251	80	LS4H	33	SL65CO	91		
92427SSA	27	FCB063011400	80	LS4T	33	SL660A	98		
92428SSA	27	FNE050013053	38, 42, 49	LS4TH	33	SL665A	97		
92430A	27	FNE063011069	38, 42, 49, 80	LS5	24, 33	SL66AC	91		
92430SSA	27	G18BA15	98	LS5H	24, 33	SL66AG	91		
92440SSA	27	GPS1	77	LS6	33	SL66A0	91		
92441SSA	27	H1310410D	84	LS7	33	SL66G0	91		
92450SSA	27	H1310410H	84	LS8	33	SL675ALP	97		
92451SS	27	H3269X6X4	52	LS8H	33	SL685ALP	97		
92452SSA	27	HCR050	78	LS9	33	SL68AC	91		
924F0017A	26, 28, 71	HCR075	78	LS9H	33	SL68A0	91		
924F0017T	71	HCVD08	78	PLB11SS	87	SL695A	97		
924F0081	28	HCVD08SAE	78	PLB12SS	87	SL696A	97		
924F0081AK	28	HFDL075	78	PRO2000	10	SMR15VESS	77		
924F0084	28	HFDL075SAE	78	PRO2000CH	10	SMR30VESS	77		

S.A.M.[®]
**Snowplow Aftermarket
 Manufacturing**

NEW PRODUCTS



8895550
FLEET SERIES DRILL-FREE LIGHT BAR MOUNT
 PG. 96



1317265
QUICK HITCH TILT ASSEMBLY
 PG. 82



8892700 SERIES
5" NARROW PROFILE STROBES
 PG. 93



8891110
LED OVAL MINI LIGHTBAR
 PG. 95



WB150BG
BULK FLOW WALK BEHIND SPREADER
 PG. 30



MDS SERIES
DUAL AUGER MDS
 PG. 29



1,750 GALLON
ANTI-ICE SYSTEM
 PG. 37



6190550
IN-BED LIQUID SPRAY SYSTEM
 PG. 37



30 GAL. — 1,750 GAL.
POLYETHYLENE TANKS
 PG. 34-36

Buyers Products Co. • 9049 Tyler Blvd. • Mentor, OH 44060 • Ph. (440) 974-8888 • Fax (440) 974-0165 • Toll-Free Fax 800-841-8003

In this catalog, the use of the names of manufacturers and the use of part numbers which may be similar to their part numbers is for the assistance of our customers in identifying replacements parts which we manufacture or which may be manufactured for Buyers Products Co. It is not implied that any part listed is the product of these manufacturers. Meyer[®] and Diamond[®] are trademarks of Meyer Products. Western[®], Fisher[®], and Blizzard[®] are registered trademarks of Douglas Dynamics, Inc. The Boss[™] is a trademark of Northern Star Industries, Inc. Sno-Way[®] is a registered trademark of Sno-Way International, Inc. SnowEx[®] is a registered trademark of TrynEx International. Curtis[™] is a trademark of Curtis Industries, LLC. Buyers Products Co. is not affiliated with these companies.